

35
CRIME VICTIM SERVICES
LANDMARK



35
CRIME VICTIM SERVICES
LANDMARK

Table of Contents

Letter from Texas Attorney General Ken Paxton	5
Retrospective of the CVC Program and Fund History	7
CVC Revenue Sources	11
CVC Financial Summary	12
CVC Fund Appropriations	13
CVC Program Overview	14
CVC Activity Summary	15
CVC Applications by Type of Crime	16
CVC Applications by Age and Gender	17
CVC Compensation Benefits	18
CVC Payments by Benefit	20
CVC Payments by Type of Crime	21
CVC Payments by Age and Gender	22
CVC Annual Payout Summary	23
CVC Activity Summary by County	25
Grants Administration Division Overview	33
Grant Funding & Crime Victims' Compensation by County (Map of Regions)	35
Other Victim Assistance Grants	42
Victim Coordinator and Liaison Grants	43
Sexual Assault Prevention and Crisis Services Grants	44
Texas Statewide Automated Victim Notification System	45
Court Appointed Special Advocates	46
Children's Advocacy Centers	47
Crime Victim Civil Legal Services Grants	48
Sexual Assault Services Program Grant	49
Victim Assistance Programs Funded by County and Statewide	51



December 9, 2015

The Honorable Greg Abbott, Governor
The Honorable Dan Patrick, Lieutenant Governor
The Honorable Joe Straus III, Speaker of the House

Adapting to new challenges and making dramatic progress takes vision and determination – two qualities demonstrated every day by crime victims in Texas. Despite the enormous difficulties they face, countless crime victims successfully turn the senseless acts of violence committed against them into positive changes in their lives. Every day, survivors and their loved ones discover an inner strength to overcome the physical, emotional and financial obstacles resulting from the crime. Every day, we are reminded of their remarkable perseverance and courage to redefine and rebuild their lives.

This year marks the 35th anniversary of the Crime Victims' Compensation Program (CVC) in the Office of the Attorney General, Crime Victim Services Division (CVSD). CVC's creation stemmed from the Texas Legislature's vision of a program that would provide financial assistance to victims and their families during their darkest hours. Since its creation, the CVC Program has made more than \$1 billion in payments to or on behalf of victims and their families for certain crime-related expenses that cannot be reimbursed by other sources. Additionally, the OAG has distributed grants to nonprofits and victim advocacy organizations that provide services such as emergency shelter for abuse victims, grief counseling, and other services.

Last year, the CVC Program reviewed 31,685 applications and awarded \$59 million in compensation to crime victims and claimants to assist with expenses such as health care, counseling, loss of earnings, and funeral costs. The OAG also awarded \$46.1 million in victim services grants to organizations that provide crime victim services.

To further CVSD's mission to reach and serve each victim of crime more effectively and efficiently, CVSD recently completed an upgrade to its claims system with a robust new case management system. The first phase of the project, completed on time and under budget in early 2013, converted CVSD's outdated legacy document imaging system into a streamlined workflow system.

During FY 2014-15, CVSD entered the second and third phases of the project and is replacing the previous system's obsolete mainframe and remote access system with a modern technology platform that integrates all the previous system's business functions. CVSD's successful transition to the advanced new system has allowed the CVC Program to increase operational efficiency. The upgrade will also enable the CVC Program to launch previously unavailable customer service innovations – like a Web portal that allows health care providers and advocates to check CVC claim statuses remotely, with limited information accessible in order to maintain victims' privacy.

Over the past 35 years, the CVC Program administered by the Office of the Attorney General, Crime Victim Services Division, has ensured that crime victims and their families do not bear the cost of violent crimes. 2015 brought new capabilities to the CVC Program to help transform victim services in the 21st century using new technology. Working together, we will continue to make dramatic progress to better reach every victim in need of help and hope.

Sincerely,

A handwritten signature in black ink that reads "Ken Paxton". The signature is written in a cursive, flowing style.

Ken Paxton
Attorney General of Texas

Retrospective of the Crime Victims' Compensation Program and Fund History

1979 - 1988

1979 66th Legislature created the Crime Victims' Compensation Program.

SB21: Effective January 1, 1980, the Texas Crime Victims' Compensation Act established the Compensation to Victims of Crime Fund (CVC Fund) and the Crime Victims' Compensation (CVC) Program to compensate victims of violent crime for their crime-related losses. Revenues for the CVC Fund came from court costs assessed on felonies and certain misdemeanors.

1980 There were insufficient funds available to compensate all CVC applications.

1981 Collected revenues were insufficient to pay CVC applications. A waiting list for payments was established on December 31, 1980. The maximum amount payable per application was \$50,000.

1982 Funding for the program was limited. Approved CVC applications on the waiting list were paid as money became available.

1983 68th Legislature reduced maximum amount per application. The waiting list for CVC application payments was abolished.

1984 CVC began the 1984 fiscal year with a \$2 million deficit.

1985 69th Legislature:

SB 76: Prohibited benefits for offenders, accomplices, or persons incarcerated at the time of the crime; extended benefits to a victim residing in the same household as the offender except for loss of earnings and support; expanded the definition of victim to include residents of other states if the crime occurred in Texas; provided coverage for victims of federal crimes; and added the definition for personal injury. Victims of Crime Act (VOCA) was signed into federal law on October 12, 1984. Several changes were made to state law to receive federal funding.

HB 560: Extended time for filing a CVC application if victim was "reasonably" prevented from filing because of a physical incapacity resulting from the crime.

SB 76: Extended collection of Class C misdemeanors to include traffic violations, other than violations relating to parking or pedestrians. The Appropriation Act authorized medical cost containment for medical bills to make sure that all bills were necessary and crime-related. The program began reviewing medical bills under this provision.

1986 The CVC Fund received the first VOCA grant totaling \$1.47 million.

1987 70th Legislature: HB 878: Removed the need for financial stress as a requirement to receive compensation; extended mental health benefits to family members who resided in the same household with a child or a deceased victim; raised maximum benefit for child care; and defined immediate family members.

1988 The CVC Fund balance continues to decline.

- 1989 71st Legislature: SB 1133: Placed restrictions on the use of money from the CVC Fund.
- 1990 After only ten years of the program's existence, the number of CVC applications received had increased from 1,060 in 1980 to 10,273 in 1990.
- 1991 SB 616: Effective September 1, 1991, administrative authority of the CVC program transferred to the Office of the Attorney General (OAG).
- 1993 In early 1993, the financial soundness of the Fund was jeopardized when requests for victim compensation exceeded the amount of funds received from court costs and fees.
- 73rd Legislature: HB 2178: Effective August 30, 1993, increased the dollar amount of court costs deposited into the CVC fund; allowed for parolees to pay monthly fee; allowed money received from gifts, grants, and donations to be deposited into the CVC Fund; and placed restrictions on the use of money from the CVC Fund.
- 1994 Court fees deposited into the CVC Fund increased more than 90% from 1993. After March 15, 1994, compensation benefits were restored to full payment.
- 1995 74th Legislature: SB 1049: Ordered payment of health care services according to medical fee guidelines. This resulted in a reduction of the amount paid to service providers for health care services. It also provided that payments accepted by the provider are considered payment in full.
- SB 1049: Increased the maximum award for a CVC application for catastrophic injuries from \$25,000 to \$50,000; added crime scene cleanup reimbursement; added dependent care when the need for care resulted from the crime; added vehicular offenses such as DWI and Criminally Negligent Homicides as compensable crimes; expanded claimant definition to include all immediate family members of a child or a deceased victim; added definition for household member; expanded definition for victim; included mental harm in definition of physical injury; allowed for denial of application when claimant or victim involved in illegal activity; and added reimbursements for property seized as evidence.
- 1997 75th Legislature: In 1997, the Fund became a constitutionally-dedicated account that can be used only for the purpose of providing victim-related compensation or assistance. Also in 1997, the 75th Legislature amended the Texas Code of Criminal Procedure to authorize the appropriation of monies from the Compensation of Victims of Crime Fund for grants and contracts supporting victim-related services or assistance. That same legislative session the first appropriation from the Fund was made for the purpose of providing grants and contracts supporting victim-related services or assistance. The OAG received an appropriation of \$1 million from the Fund for the purpose of providing a grant to the statewide organization for the Court Appointed Special Advocate (CASA) Program.
- SB 987: Allowed the legislature to appropriate money from the CVC Fund to state agencies delivering or funding victim-related services. Authorized the OAG to use money appropriated from the CVC Fund for grants or contracts supporting victim-related services. The Legislature began appropriations under Texas Code of Criminal Procedure 56.541.
- HB 3062: Increased maximum award on a CVC application from \$25,000 to \$50,000, and the maximum on catastrophic cases from \$50,000 to \$100,000; added lost wages and travel for participation in the criminal justice process or for medical care; added firefighters and peace officers as eligible victims; removed life insurance and vacation/sick leave benefits as collateral sources; added international terrorism as a compensable crime; allowed eligibility for Texas residents victimized in another country without a compensation program; amended definition of immediate family member; provided for loss of support in cases not involving a deceased victim; and changed filing times and reporting limits for CVC applications.

- 1999 76th Legislature: HB 3255: Added \$3,800 relocation/rental reimbursement for victims of domestic violence.
- 2001 77th Legislature: In 2001, the Legislature added an appropriation from the Fund to the OAG for the purpose of providing grants to a broad range of victim-related service organizations. Victim services such as domestic violence shelters, rape crisis centers, hotlines, victim advocacy, and education were made available as a result of these grants.
- HB 131: Provided reimbursements to law enforcement agencies for forensic sexual assault exams.
- HB 519: Added relocation/rental reimbursement for victims of sexual assault occurring in their residence; and changed the term "domestic violence" to "family violence," assigning the same meaning of family as found in Texas Family Code Section 71.004.
- SB 850: Added Disabled Peace Officer Benefits, providing an additional \$200,000.
- SB 1202: Increased maximum amount payable on a CVC application for catastrophic injuries from \$100,000 to \$125,000.
- 2002 Beginning with the 2002-03 biennium, legislative appropriations from the Fund began to exceed revenues.
- 2003 78th Legislature: HB 1895: Added benefit for bereavement leave.
- SB 1015: Added reimbursement for travel to an execution.
- 2007 80th Legislature: SB 1580: Requires TDCJ to contract with a private vendor to provide pay telephone services to inmates. The Compensation to Victims of Crime Fund receives the first \$10 million in revenue and 50% of revenue beyond \$10 million.
- HB 1751: A \$5 fee was placed on patrons of sexually oriented businesses, of which, up to \$25 million in revenue per biennium would be transferred into the Sexual Assault Program Fund to be used for awarding grants to sexual assault programs and rape crisis centers across the state. OAG has collected no revenue from this legislation as it has been under review by the courts since its imposition.
- 2008 The Texas Department of Criminal Justice officially entered into a contract to provide telephone services stemming from the passage of SB 1580 in 2007. Services were set to begin in the summer of 2009.
- 2009 SB 1377: Authorizes the attorney general to transfer up to 50% of any remaining money in excess of \$5 million from the CVC auxiliary fund into the Crime Victims' Compensation Fund to be used for compensation payments.
- HB 2626: Provided for adults victims of sexual assault who have not filed a police report to obtain a forensic medical exam. CVC reimburses DPS for the cost of the exam.
- SB 808 and HB 2916: provide for reimbursement of pecuniary loss arising from homicides occurring before January 1, 1980 if the identity of the victim was established by a law enforcement agency on or after January 1, 2009.
- 2011 The CVC Fund was confronted with the possibility of serious shortfall by 2013 due to declining revenues from court fees, which constitute approximately 86% of the Fund's state revenue. Facing a \$23 billion budget deficit for the 2012-2013 biennium, the state utilized CVC Fund dollars to increase direct appropriations from the Fund to specific crime victim services organization and state agencies.

2013 SB 8: Added victims of trafficking of persons to the list of eligible participants in the Address Confidentiality Program and made trafficking victims eligible for reimbursement for relocation expenses.

HB 3241: After attorney fees and court costs, the first \$10 million awarded to the state in civil racketeering suits related to trafficking of persons is made to the credit of the CVC Fund.

2015 HB 10: Victims of trafficking are no longer denied compensation for participating in the criminally injurious conduct giving rise to their application or being involved in illegal behavior at the time of their injuries. Both changes to the law were already part of CVC's internal policies and administrative rules.

HB 1446: Authorizes CVC to reimburse victims of sexual assault for certain costs associated with the initial visit to a hospital following a sexual assault (e.g. emergency medical care, prescription drugs prescribed during the initial visit, transportation to the hospital) even if those victims choose to not report the crime or are otherwise ineligible for CVC. This bill also provides rent and relocation assistance for victims of stalking.

CVC Revenue Sources

The Crime Victims' Compensation (CVC) program is supported through a legislative appropriation from the Compensation to Victims of Crime Fund (the Fund). The passage of the Crime Victims' Compensation Act in 1979 reflected the Legislature's intent for the Fund -- to assist innocent victims of violent crime and to encourage greater public cooperation in the investigation and prosecution of criminals. The Fund represents public policy at its best: revenue for the Fund is collected from offenders through criminal court costs, fees and fines, while victims of violence are assisted with expenses related to the crime.

The Fund receives revenue from the following sources:

State Court Costs

CVC receives 37.6338 percent of all consolidated court costs submitted to the comptroller by local governmental entities for felony and misdemeanor convictions. The calculated amount of court costs received by type of conviction (TX. Local Government Code, Section 133.102(a) & (e)):

- Felony Conviction = \$50.05
- Class A or B Misdemeanor Conviction = \$31.24
- Class C Misdemeanor Conviction = \$15.05

Federal VOCA Grant

The federal Victims of Crime Act (VOCA) allows the collection of fines, fees and forfeitures for federal convictions. Passed in 1984, VOCA has awarded grants to the Texas CVC since 1986. These grants are based on a formula that gives each state an amount equal to 60 percent of the state funds paid to victims by the CVC program two years prior. (Title 42 U.S.C. 10602)

Restitution

Offenders may be ordered to reimburse the Fund for compensation payments made on behalf of those they have victimized. CVC staff provides local prosecutors with information on the amount of money that has been paid so that reimbursement to the Fund can be included in restitution orders. The laws governing restitution allow for a one-time fee of \$12 to be assessed on an offender who

pays restitution in installments. Half of this fee is deposited into the Fund, and the other half is retained by the local court that assessed the restitution. (Texas Code of Criminal Procedure Article 42.037 (a) and (g), Texas Government Code Section 508.182 (a) and (e)(2))

A judge may require an offender to pay a one-time fee up to \$50 for misdemeanors and up to \$100 for felonies to the Fund. Prior to September 1, 2005, this fee was deposited into the General Revenue Fund. (Texas Code of Criminal Procedure, Article 42.12 Section 11(a)(18))

Parolee Supervision Fee Offenders on parole for crimes that occurred after September 1, 1993, pay \$8 per month to the Fund. The state's parole officers are to be commended for their efforts to collect these fees from parolees. (Texas Government Code Section 508.182(a) & (e)(2))

Offender Inmate Telephone Revenue

The Texas Department of Criminal Justice (TDCJ) Offender Telephone System allows eligible offenders to make paid telephone calls to family and friends. Offenders with major disciplinary problems, gang affiliations, or on death row will not have access to the telephone system. By statute, TDCJ shall transfer 50% of all commissions paid by the vendor to the Fund, with the first \$10 million collected in a given year to be credited to the Fund. (Texas Government Code Section 495.027(c))

Donations

Jurors are provided information about the Fund and are offered the option to donate their daily reimbursement to the Fund. (Texas Government Code Section 61.003(a)(1))

Subrogation

By statute, the Attorney General must ask that the victim or claimant reimburse the Fund for the amount paid on behalf of the victim, up to the amount of the civil award when a crime victim is awarded money in a civil suit. (Texas Code of Criminal Procedure Article 56.51).

CVC Financial Summary

Fiscal Activity Summary for the Fiscal Year Ending August 31, 2015

RECEIPTS	
Federal VOCA Grant	\$16,255,730.22
Court Fees Deposited	\$64,203,474.44
Restitution	\$1,192,010.25
Grants/Donations	\$210,043.76
Fees for Admin. Services	\$17,739,603.73
Restitution Installment Fee	\$10,039.64
Subrogation	\$652,549.62
Interest on State Deposits and Treasury Investments	\$165,434.53
Other Receipts	\$15,191.83
TOTAL RECEIPTS	\$100,444,078.02
DISBURSEMENTS	
Benefits Paid to Victims of Crime	\$58,363,350.09
ADMINISTRATIVE COSTS:	
Salaries, Wages and Payroll Related Costs	\$5,490,217.15
Professional Fees/Services and Maintenance	\$2,059,743.87
Travel	\$18,390.79
Materials, Supplies, Printing and Reproduction	\$189,356.11
Communications and Utilities	\$120,943.82
Rentals and Leases	\$317,892.38
Other Expenses	\$402,984.38
Capital Outlay	\$18,082.95
TOTAL ADMINISTRATIVE COSTS	\$8,617,611.45
TOTAL OAG DISBURSEMENTS	\$66,980,961.54

*The payroll related costs include other agency disbursements

CVC FUND APPROPRIATIONS

	2006-2007 BIENNIUM	2008-2009 BIENNIUM	2010-2011 BIENNIUM	2012-2013 BIENNIUM	2014-2015 BIENNIUM ⁽¹⁾	2016-2017 BIENNIUM ⁽¹⁾
ATTORNEY GENERAL:						
Crime Victims' Compensation	200,985,994	199,645,724	150,694,337	182,744,515	165,690,442	160,546,809
Appropriated Federal Match	(62,282,066)	(80,588,058)	(45,839,547)	(95,127,605)	(65,164,865)	(53,983,851)
Crime Victims' Compensation:	\$138,703,928	\$119,057,666	\$104,854,790	\$87,616,910	\$100,525,577	\$106,562,958
Victim Assistance: ⁽²⁾						
Victim Coordinator/Liaison Grants	4,814,613	4,837,142	4,882,314	4,887,036	2,788,300	3,275,707
Statewide Victim Notification System	6,944,857	6,986,050	6,998,502	7,004,526	3,710,839	4,320,898
Sexual Assault and Crisis Prevention	13,499,228	13,701,466	13,586,513	13,829,754	7,832,404	2,094,838
Other Victim Assistance Grants	20,951,493	20,914,484	21,109,524	21,128,890	12,055,935	14,159,798
Children's Advocacy Centers	7,998,006	7,998,006	7,998,006	15,998,006	8,910,032	-
Court Appointed Special Advocates	6,000,000	6,000,000	6,000,000	17,000,000	9,468,090	-
Legal Services Grants	5,000,000	5,000,000	5,000,000	5,000,000	2,784,732	3,261,831
Sexual Assault Services Grant (TAASA)	750,000	750,000	750,000	750,000	417,710	489,274
Victim Assistance Total:	\$65,958,197	\$66,187,148	\$66,324,859	\$85,598,212	\$47,968,042	\$27,602,346
ATTORNEY GENERAL TOTAL:	\$204,662,125	\$185,244,814	\$171,179,649	\$173,215,122	\$148,493,619	\$134,165,304
OTHER AGENCIES:						
TDCJ - Victim Services	2,878,636	3,041,934	3,152,350	-	-	-
ERS - Peace Officer Death Benefit	5,281,927	2,563,002	4,417,880	4,077,600	3,392,648	6,392,648
HHSC - Family Violence Services ⁽³⁾	-	-	-	8,087,828	-	-
HHSC - Child Advocacy Programs ⁽⁴⁾	-	-	-	-	-	20,459,686
OTHER AGENCIES TOTAL:	\$8,160,563	\$5,604,936	\$7,570,230	\$12,165,428	\$3,392,648	\$26,852,334
FUND 469 APPROPRIATIONS, TOTAL ⁽⁵⁾:	\$212,822,688	\$190,849,750	\$178,749,879	\$185,380,550	\$151,886,267	\$161,017,638

⁽¹⁾ The 2014/15 and 2016/17 Biennial amounts include an estimate for legislative mandated salary increases.

⁽²⁾ The 2014/15 and 2016/17 Biennial amounts for the Victim Assistance programs reflect only the appropriations from the Compensation to Victims of Crime Fund (Fund 469). The Legislature provided additional appropriations for each of the programs listed from general revenue funds and the Sexual Assault Program Fund (Fund 5010).

⁽³⁾ HHSC voluntarily reduced its 2012-13 appropriation by \$3,500,000 in order to assist with cash flow and fund solvency issues.

⁽⁴⁾ This funding for Children's Advocacy Centers and Court Appointed Special Advocates was transferred from the OAG to HHSC in 2016/17.

⁽⁵⁾ Total Legislative appropriations from the Compensation to Victims of Crime Fund (Fund 469).

TDCJ = Texas Department of Criminal Justice

DHS = HHSC = Department of Health and Human Services

ERS = Employees Retirement System

HHSC = Department of Health and Human Services

CVC Program Overview

The Crime Victims' Compensation (CVC) program is administered by the Office of the Attorney General (OAG) and is dedicated to providing victims of violent crime financial assistance for certain crime-related expenses. State law establishes that the victims of crime fund is the payer of last resort and requires the OAG to establish whether other collateral sources are available to a victim or claimant, such as health insurance, Medicaid, Medicare, auto insurance or workers' compensation insurance coverage. CVC program staff work with victims and claimants to coordinate available resources to minimize the "out of pocket" expenses incurred as the result of the crime.

To be eligible for the CVC program, a person must:

- Be a U.S. resident who becomes a victim of crime in Texas or a Texas resident who becomes a victim of crime in another country without a compensation program;
- Report the crime to a law enforcement agency in a timely manner to allow for investigation and prosecution of the crime;
- Continue to cooperate with law enforcement as needed, and
- File a CVC application within three years of the date of the crime.

To qualify, a person must:

- Be an innocent victim of crime who suffers physical or emotional harm, or death;
- Be a dependent of the victim;
- Be an authorized individual acting on behalf of the victim;
- Be an individual who has legally or voluntarily assumed the obligations to pay certain expenses related to the crime on behalf of the victim;
- Be an immediate family or household member related by blood or marriage who requires counseling as a result of the crime; or
- Be a peace officer, fire fighter or individual who has a duty to protect the public and who is injured as a result of violent crime.

Compensation:

For crimes occurring on or after September 1, 1997, claims may be approved for reimbursement up to a total of \$50,000. Crime victims who suffer total and permanent disability as a result of a crime may qualify for an additional reimbursement of up to \$75,000 to be used for specific and limited expenses, such as prosthetics, rehabilitation or accessibility renovations.

Financial assistance is contingent upon the applicant providing necessary and required documentation and is bound by certain laws in effect at the time the crime occurred.

Victims and claimants may be awarded the following benefits:

- Medical, hospital, physical therapy or nursing care expenses related to the crime
- Psychiatric care or counseling
- One-time relocation assistance for victims of family violence, stalking or human trafficking
- One-time relocation assistance for victims of sexual assault, if the crime occurred in their place of residence
- Loss of support
- Loss of earnings
- Travel expenses for crime-related travel
- Funeral and burial expenses
- Care of a child or dependent
- Crime scene clean-up
- Items seized by law enforcement
- Attorney fees

Applying for compensation:

Every law enforcement agency and prosecutor's office in Texas is required by statute to provide victims of crime with information about the CVC Program. Applications are also available at hospitals and nonprofit agencies that work with crime victims.

Applications are available in English and Spanish and can be obtained directly from the CVC Program or on the OAG website at www.texasattorneygeneral.gov. CVC program staff is available to assist victims and their families in accessing information about the program and the application process.

To contact the CVC Program, call:

(800) 983-9933

Or write:

**Office of the Attorney General
Crime Victim Services Division
Crime Victims' Compensation Program
P. O. Box 12198
Austin, Texas
78711-2198**

CVC Activity Summary

CVC APPLICATIONS RECEIVED

31,685

31,685 applications were received in Fiscal Year 2015

23,776 applications were filed by victims of crime

7,909 applications were filed by law enforcement agencies for sexual assault exam reimbursements

CVC APPLICATIONS REVIEWED

21,207

21,207 victim applications were reviewed for eligibility

16,409 applications were approved

4,798 applications were denied

77.38 percent of all reviewed applications were approved

CVC BENEFITS AWARDED

19,087

19,087 total applications were awarded benefits

11,184 victim applications were awarded benefits

\$4,920 was the average amount awarded per victim application

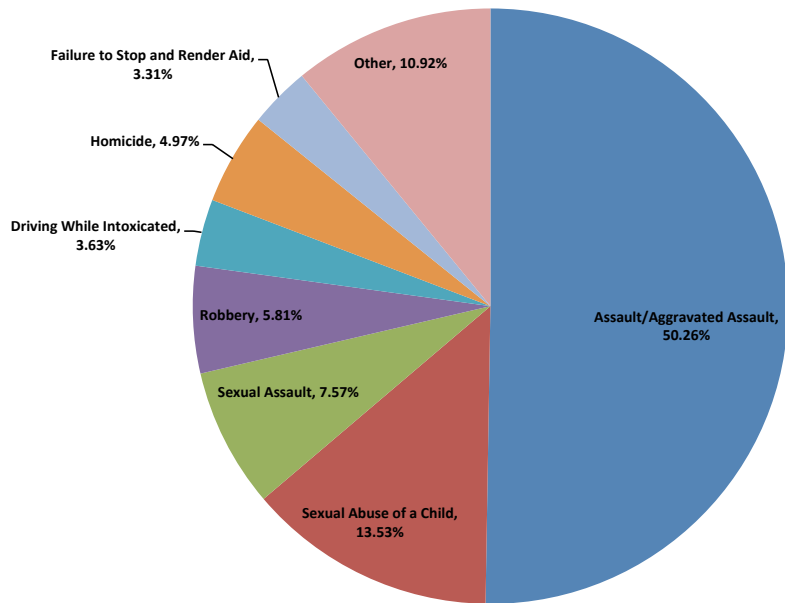
7,903 sexual assault exam reimbursements were made

\$498 was the average amount awarded per sexual assault exam reimbursement

The total number of applications approved, reviewed or denied may not equal the number of applications received. For example, claims received in the latter part of August 2015 may not be reviewed or approved until September 2015 (the first month of fiscal year 2016) and would therefore be included in next year's report. The same explanation applies to award payments, which in some cases may extend over several years.

CVC Applications by Type of Crime

TYPE OF CRIME	APPLICATIONS	PERCENT
Assault/Aggravated Assault	11,950	50.26%
Sexual Abuse of a Child	3,216	13.53%
Sexual Assault	1,801	7.57%
Robbery	1,382	5.81%
Driving While Intoxicated	863	3.63%
Homicide	1,182	4.97%
Failure to Stop and Render Aid	786	3.31%
Other		
Physical Abuse of a Child	408	1.72%
Stalking	391	1.64%
Vehicular Manslaughter	68	0.29%
Vehicular Assault	214	0.90%
Criminally Negligent Homicide	67	0.28%
Kidnapping	72	0.30%
Physical Abuse of Elderly	97	0.41%
Human Trafficking	64	0.27%
Arson	28	0.12%
Unknown/Other Crime	1,187	4.99%
	23,776	100.00%



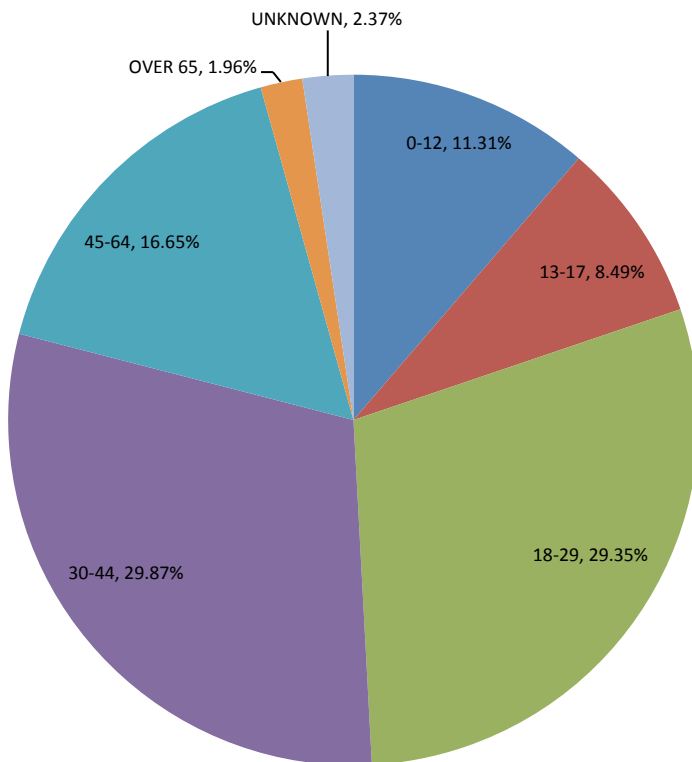
Applications by Type of Crime

* Excludes sexual assault exam reimbursement applications sent by law enforcement agencies.

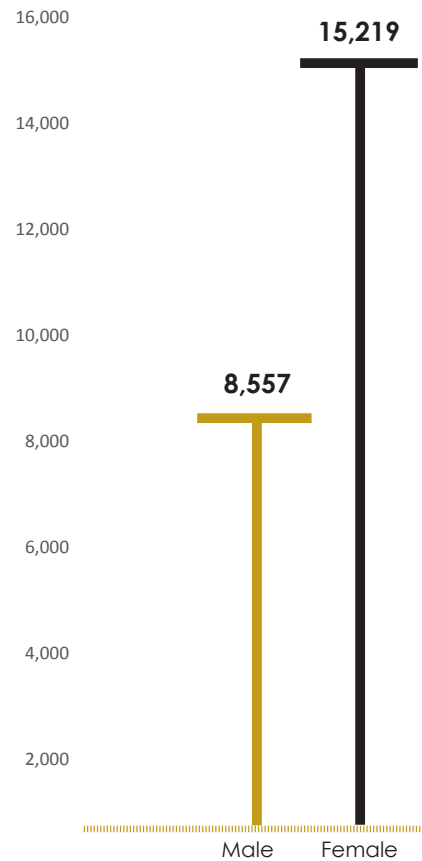
CVC Applications by Age and Gender

AGE	TOTAL	MALE	FEMALE	PERCENT
0-12	2,689	771	1,918	11.31%
13-17	2,019	564	1,455	8.49%
18-29	6,978	2,562	4,416	29.35%
30-44	7,103	2,434	4,669	29.87%
45-64	3,958	1,845	2,113	16.65%
Over 65	467	229	238	1.96%
Unknown	562	152	410	2.37%
TOTAL	23,776	8,557	15,219	100.00%

Applications by Age



Applications by Gender



* Excludes sexual assault exam reimbursement applications sent by law enforcement agencies.

CVC Compensation Benefits

AWARD CATEGORIES	AWARD DESCRIPTION	LIMITS
Attorney Fees	Legal service related to the Crime Victims' Compensation application process and contingent on compensation awarded to the victim/claimant.	The lesser of \$300 or 25% of awarded benefits. Upon appeal, an attorney may be entitled to 25% of benefits directly relating to the attorney's assistance.
Bereavement Leave	Paid to immediate family members or household members of a deceased victim for up to 10 days of loss of earnings	For crimes occurring on or after September 1, 2003, with a maximum award of \$1,000.
Child/Dependent Care	Child/dependent care expenses may be reimbursed or paid on behalf of the victim if child/dependent care is a new expense for the victim directly resulting from the crime. Child care benefits for the dependents of a deceased victim may be paid on an on-going basis up to the age of 14. Care must be provided by a certified, registered, or licensed care provider.	For crimes occurring on or after May 8, 2005, child care benefits for dependent(s) of a surviving victim may be limited to a maximum of 90 days. The award is calculated at the actual cost of care not to exceed \$100 per week per dependent or minor child. Under special circumstances reimbursement or payment of child care expenses may be extended.
Crime Scene Clean Up	For costs related to the removal of crime scene elements that may cause further trauma to the victim or family members.	For crimes occurring on or after September 1, 1995, reimbursement is limited to \$750.
Emergency Awards	May be requested if a victim or claimant would suffer undue harm or hardship if an award is not expedited.	Limited to \$1,500 and is deducted from any future awards.
Evidence Replacement	For replacement of items that have been seized by law enforcement for use in the investigation or prosecution of a case and will not be returned or for items seized and damaged during evidence collection.	For crimes occurring on or after September 1, 1995, with a maximum reimbursement award of \$750.
Funeral and Burial	For professional burial services, flowers, caskets, urns, headstones, cremation, or other costs related to the funeral/burial.	Limited to \$4,500; additional reimbursement for transporting the deceased to another state or country for funeral or burial.
Loss of Support	Paid to dependents of homicide victims and dependents of surviving victims.	Dependents of homicide victims reimbursement is limited to a \$500 per week maximum and is calculated using the victim's salary and may be paid on an ongoing basis until benefits are exhausted. Loss of support is also available to dependents of surviving victims for 90 days with the same maximum benefit of \$500 per week.

CVC Compensation Benefits

AWARD CATEGORIES	AWARD DESCRIPTION	LIMITS
Loss of Earnings	Paid to a victim who is unable to work as a result of documented physical or mental injuries related to the crime.	Reimbursement is limited to a \$500 per week maximum and is calculated using the victim's salary. Lost wages may also be awarded when a victim misses time from work to seek medical treatment for crime-related injuries or when the victim and/or claimant takes part in the criminal justice process (other than subpoenaed testimony).
Medical Expenses	Reimbursement to victims or payment to medical service providers on behalf of victims for medical expenses.	For the costs of hospitals, doctors, ambulance services, prescriptions, dental work, nursing homes, home health care and medical appliances such as wheelchairs and prosthetics or other necessary medical treatment. Payments are calculated using statutory guidelines.
Catastrophic Injuries	Paid to a victim who has suffered a total or permanent disability as a result of a crime.	An additional award of \$75,000 (for crimes occurring on or after September 1, 2001). Awards may be used to pay for lost wages and items that directly assist a victim. Direct assistance includes: modifications of home or automobile, prosthetics, medical equipment or supplies, job training and vocational rehabilitation, home health care, long term medical care or training in the use of special appliances.
Mental Health Care	Reimbursement or payment on behalf of the victim or claimant for mental health treatment.	Limited to \$3,000 maximum for outpatient treatment with a licensed provider. Inpatient treatment for victims requires pre-authorization and may be available for a maximum of 30 days at a rate of \$600 per day.
Rent and Relocation	Reimbursement or payment on behalf of a victim of family violence, victims who are sexually assaulted in their residence, victims of human trafficking and stalking	Limited to a one-time award of up to \$3,800 (\$2,000 relocation expenses and \$1,800 for rental assistance).
Travel Expenses	Reimbursement or payment on behalf of a victim or claimant for travel costs incurred directly related to the crime.	Eligible travel expenses include travel to medical treatment, counseling and for costs associated with the victim's or claimant's participation in the criminal justice process. Mileage is covered for travel over 20 miles one way. The actual costs for commercial transportation, food and lodging are paid for travel over 60 miles one way. Expenses for travel to a funeral or memorial of a victim (who died as a result of criminally injurious conduct committed on or after September 1, 2003) may be paid for certain family or household members.

CVC Payments by Benefit

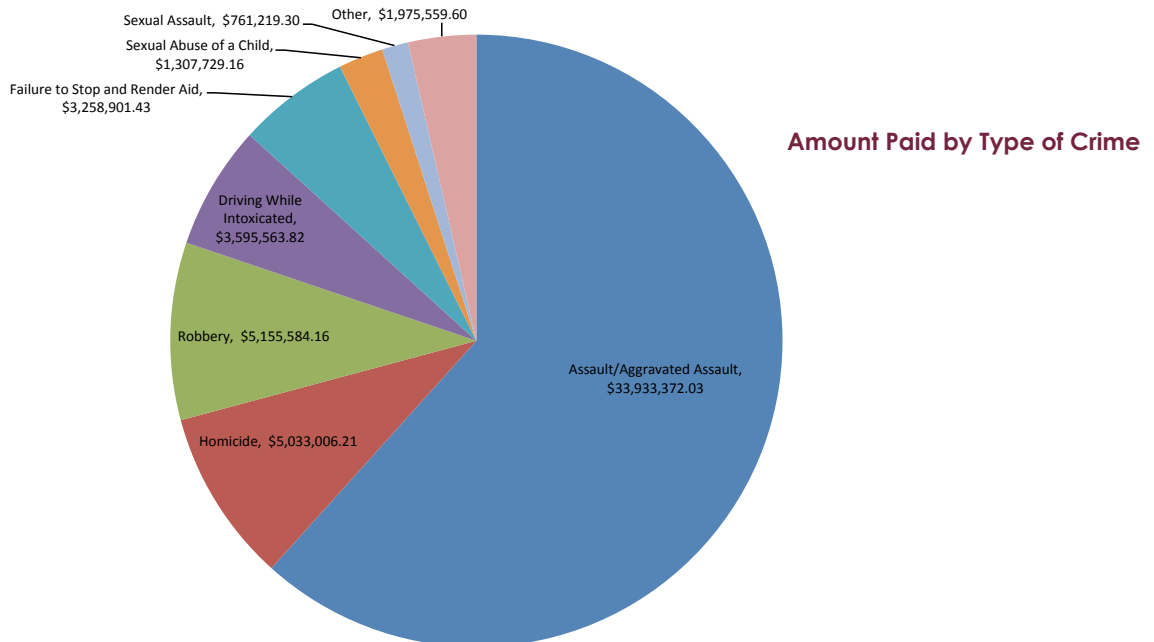
Crime Victims' Compensation Payments	FY 2015 Amount	% of Total
Payments For Victims Of Crime:		
Medical:		
Acute Care Hospital	29,826,409.76	50.59%
Physician Fees	5,570,229.18	9.45%
EMS Services	1,571,944.18	2.67%
Dental	1,099,200.98	1.86%
Mental Health Counseling	935,221.55	1.59%
Rehabilitation / Physical Therapy	489,771.66	0.83%
Healthcare Supplies	345,978.06	0.59%
Accomodation Services	81,889.42	0.14%
Prescriptions	161,676.55	0.27%
Psychiatric Hospital	151,818.13	0.26%
Nursing Care	8,268.75	0.01%
Medical Report	1,395.41	0.00%*
Total Medical Payments:	\$ 40,243,803.63	68.26%
Non-Medical:		
Loss Of Wages	4,560,834.22	7.74%
Relocation	3,698,261.44	6.27%
Funeral Expense	4,494,012.49	7.62%
Loss Of Support	1,000,230.33	1.70%
Travel	568,080.48	0.96%
Child Care	206,236.27	0.35%
Disabled Peace Officer	152,275.95	0.26%
Crime Scene Cleanup	26,611.05	0.05%
Evidence Replacement Costs	56,389.89	0.10%
Attorneys Fees	12,699.96	0.02%
Emergency Awards	1,500.00	0.00%*
Total Non-Medical Payments:	\$ 14,777,132.08	25.07%
Total Payments For Victims Of Crime:	\$ 55,020,935.71	93.33%
Payments To Law Enforcement Agencies:		
Sexual Assault Exam Reimbursements:	\$ 3,934,128.77	6.67%
Total Payments To Law Enforcement Agencies:	\$ 3,934,128.77	6.67%
Crime Victims' Compensation Totals	\$ 58,955,064.48	100.00%

Amounts vary from Financial Summary on page 12 due to timing of cancelled warrants and refunds.

* Less than .01% of total payments

CVC Payments by Type of Crime

TYPE OF CRIME	NUMBER	AMOUNT	PERCENT
Assault/Aggravated Assault	6,151	\$33,933,372.03	61.67%
Homicide	1,129	\$5,033,006.21	9.15%
Robbery	779	\$5,155,584.16	9.37%
Driving While Intoxicated	496	\$3,595,563.82	6.53%
Failure To Stop And Render Aid	517	\$3,258,901.43	5.92%
Sexual Abuse Of A Child	1,010	\$1,307,729.16	2.38%
Sexual Assault	602	\$761,219.30	1.38%
Other			
Vehicular Assault	89	\$601,923.62	1.10%
Physical Abuse Of A Child	75	\$141,487.03	0.26%
Vehicular Manslaughter	61	\$289,385.91	0.53%
Criminally Negligent Homicide	50	\$281,384.12	0.51%
Stalking	91	\$195,034.87	0.35%
Physical Abuse Of Elderly	36	\$77,025.03	0.14%
Kidnapping	43	\$87,304.97	0.16%
Human Trafficking	31	\$92,955.16	0.17%
Other Miscellaneous Crime	18	\$197,159.54	0.36%
Arson	6	\$11,899.35	0.02%
TOTAL	11,184	\$55,020,935.71	100.00%



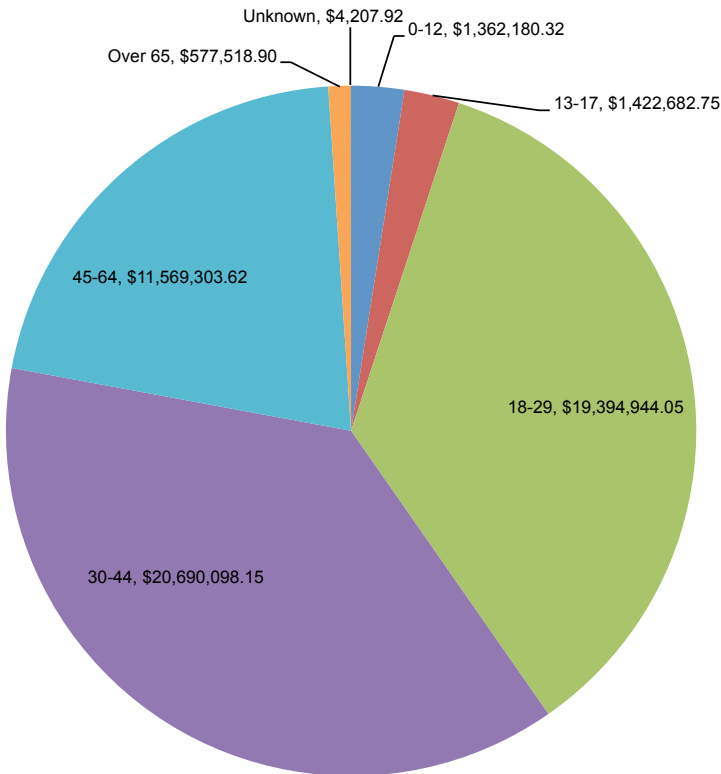
* Excludes sexual assault exam reimbursement applications sent by law enforcement agencies.
 Amounts vary from Financial Summary on page 12 due to timing of cancelled warrants and refunds.

CVC Payments by Age & Gender

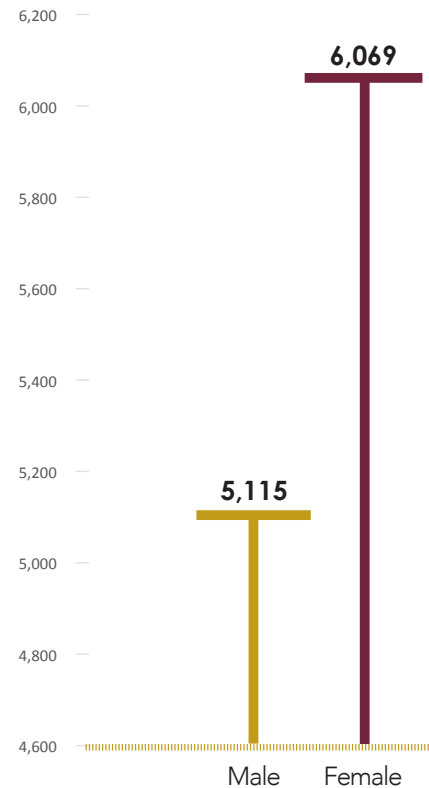
AGE RANGE	TOTAL	MALE	FEMALE	AMOUNT	PERCENT
0-12	859	211	648	\$1,362,180.32	2.48%
13-17	701	245	456	\$1,422,682.75	2.59%
18-29	3,409	1,737	1,672	\$19,394,944.05	35.25%
30-44	3,754	1,659	2,095	\$20,690,098.15	37.60%
45-64	2,268	1,155	1,113	\$11,569,303.62	21.03%
Over 65	192	108	84	\$577,518.90	1.05%
Unknown	1		1	\$4,207.92	0.01%
TOTAL	11,184	5,115	6,069	\$55,020,935.71	100%

Excludes sexual assault exam reimbursement applications sent by law enforcement agencies.
 Amounts vary from Financial Summary on page 12 due to timing of cancelled warrants and refunds.

Payments by Age



Payments by Gender

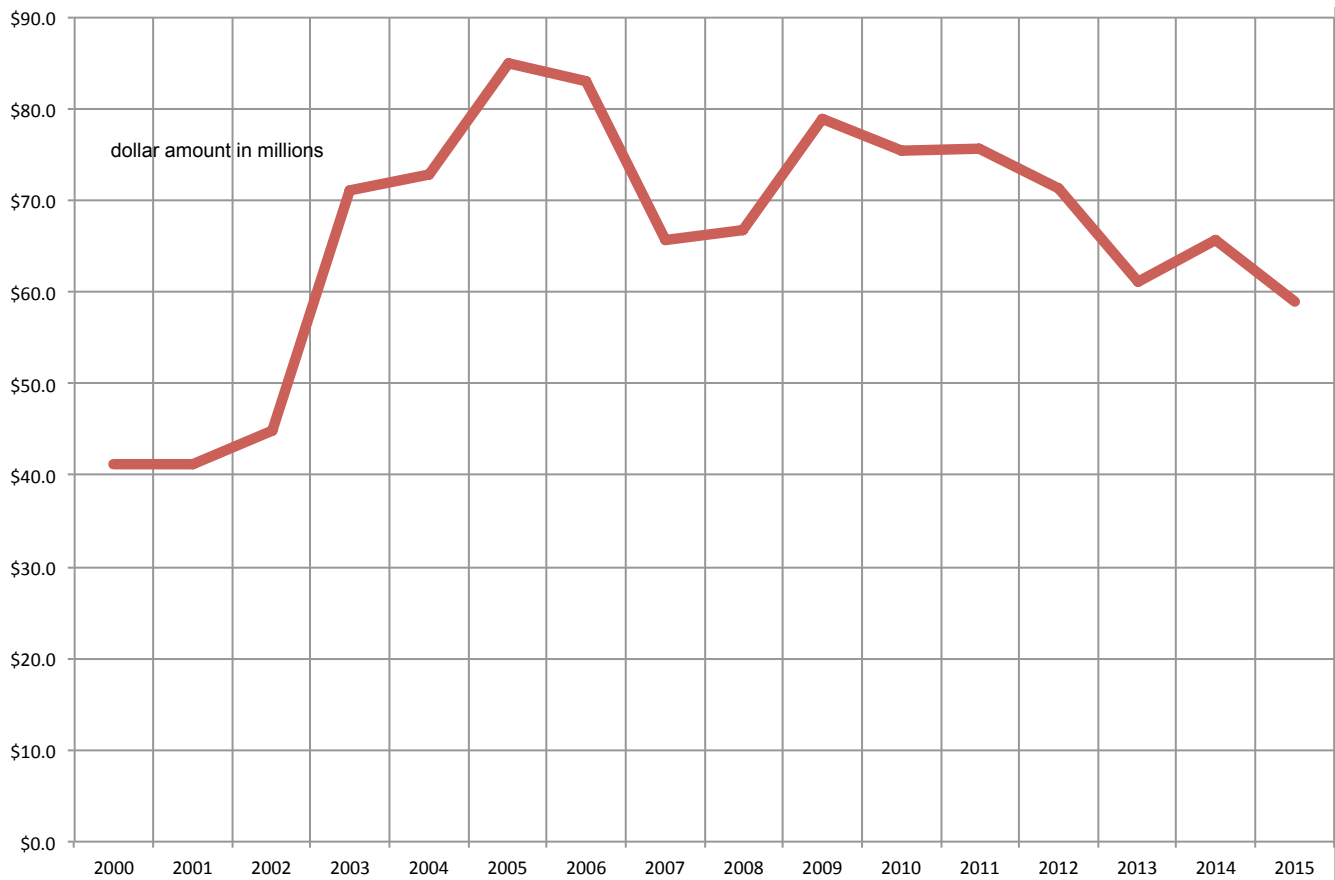


CVC Annual Payout Summary

FISCAL YEAR	TOTAL PAID
1980	\$0.4
1981	\$1.0
1982	\$0.9
1983	\$1.2
1984	\$3.2
1985	\$7.1
1986	\$8.9
1987	\$17.4
1988	\$17.4
1989	\$20.4
1990	\$22.2
1991	\$23.7
1992	\$25.4
1993	\$29.2
1994	\$25.0
1995	\$24.5
1996	\$28.0
1997	\$28.3

FISCAL YEAR	TOTAL PAID
1998	\$32.7
1999	\$37.5
2000	\$41.2
2001	\$41.2
2002	\$44.9
2003	\$71.0
2004	\$72.8
2005	\$85.0
2006	\$83.1
2007	\$65.6
2008	\$66.7
2009	\$78.8
2010	\$75.5
2011	\$75.7
2012	\$71.4
2013	\$61.2
2014	\$65.7
2015	\$59.0

In Millions



35
CRIME VICTIM SERVICES
LANDMARK

CVC Activity Summary by County

The tables on the following pages show crime victims' compensation activity by county. The total number of applications approved and denied may not equal the number of applications received because some claims received in prior years were approved or denied this year. Similarly, some claims received near the end of the year will be determined in Fiscal Year 2016.

RECEIVED - the number of applications received from victims for crimes occurring in the county

APPROVED - the number of applications from victims ruled to be eligible for an award

DENIED - the number of applications from victims denied for cause (for example, crime cannot be substantiated, losses not covered by statute, lack of cooperation with law enforcement)

VICTIM PAYMENTS - the amount of Crime Victims' Compensation paid to applicants who were victimized in Texas counties

SAE RECEIVED - the number of sexual assault exam reimbursement requests received from law enforcement agencies

SAE PAYMENTS - the amount reimbursed to law enforcement agencies for sexual assault exam expenses

CONTRIBUTED - the amount of court costs and fees collected and paid by the county into the Compensation to Victims of Crime Fund (totals provided by the Texas Comptroller of Public Accounts)

TOTAL PAID - the total amount of the Crime Victim's Compensation paid to victims, claimants and law enforcement agencies in FY 2015.

35

COUNTY	RECEIVED	APPROVED	DENIED	VICTIM AMOUNT	SAE RECEIVED	SAE PAYMENTS	CONTRIBUTED	TOTAL PAYMENTS
Anderson	21	15	4	\$111,193.51	52	\$26,459.45	\$110,763.67	\$137,652.96
Andrews	3	5	-	\$24,948.47	-	\$0.00	\$50,695.84	\$24,948.47
Angelina	33	28	4	\$37,562.70	50	\$22,887.00	\$260,397.50	\$60,449.70
Aransas	15	8	4	\$24,449.35	5	\$2,676.00	\$52,083.19	\$27,125.35
Archer	3	2	1	\$6,712.87	-	\$0.00	\$23,863.22	\$6,712.87
Armstrong	-	-	-	\$0.00	1	\$615.00	\$32,828.09	\$615.00
Atascosa	35	23	7	\$128,232.96	5	\$2,597.00	\$169,148.07	\$130,829.96
Austin	28	21	4	\$22,141.37	1	\$696.00	\$168,595.34	\$22,837.37
Bailey	5	4	1	\$12,481.84	-	\$0.00	\$17,033.17	\$12,481.84
Bandera	7	5	1	\$21,235.75	5	\$2,933.00	\$30,452.41	\$24,168.75
Bastrop	43	33	3	\$111,936.88	24	\$10,493.10	\$170,308.77	\$122,429.98
Baylor	-	-	-	\$0.00	1	\$595.00	\$11,356.95	\$595.00
Bee	20	14	4	\$23,860.30	12	\$4,977.00	\$56,122.14	\$28,837.30
Bell	434	334	63	\$555,868.69	2	\$1,095.00	\$884,248.43	\$556,963.69
Bexar	1,905	1,127	546	\$3,941,015.90	581	\$255,828.00	\$3,736,426.13	\$4,196,843.90
Blanco	8	4	1	\$11,742.99	2	\$1,216.00	\$32,791.06	\$12,958.99
Borden	1	-	1	\$0.00	-	\$0.00	\$4,890.55	\$0.00
Bosque	5	3	1	\$7,610.23	3	\$1,957.00	\$44,231.82	\$9,567.23
Bowie	46	33	10	\$105,724.85	10	\$1,683.24	\$189,686.93	\$107,408.09
Brazoria	163	114	26	\$457,616.57	39	\$19,766.64	\$918,685.15	\$477,383.21
Brazos	129	97	17	\$186,504.64	34	\$14,211.00	\$529,648.76	\$200,715.64
Brewster	14	10	4	\$32,911.05	-	\$0.00	\$21,803.34	\$32,911.05
Briscoe	-	1	-	\$0.00	-	\$0.00	\$3,438.64	\$0.00
Brooks	2	2	-	\$11,723.11	-	\$0.00	\$71,687.06	\$11,723.11
Brown	23	14	1	\$34,680.89	5	\$1,151.00	\$61,091.99	\$35,831.89
Burleson	6	2	1	\$31,993.72	4	\$810.00	\$55,611.86	\$32,803.72
Burnet	49	29	10	\$106,205.42	4	\$1,837.00	\$102,151.07	\$108,042.42
Caldwell	40	30	5	\$54,634.51	12	\$6,954.00	\$142,796.56	\$61,588.51
Callhoun	12	8	4	\$2,556.94	9	\$4,963.00	\$67,487.63	\$7,519.94
Callahan	4	4	-	\$15,796.56	1	\$551.00	\$82,711.09	\$16,347.56
Cameron	384	288	67	\$420,227.99	68	\$18,582.97	\$1,028,055.04	\$438,810.96
Camp	13	12	2	\$18,917.62	2	\$1,331.00	\$22,116.07	\$20,248.62
Carson	3	2	1	\$27,210.87	-	\$0.00	\$28,776.30	\$27,210.87
Cass	25	18	7	\$102,982.86	4	\$795.79	\$71,526.25	\$103,778.65
Castro	1	-	1	\$0.00	-	\$0.00	\$14,985.00	\$0.00
Chambers	48	37	4	\$125,596.37	-	\$0.00	\$153,475.13	\$125,596.37
Cherokee	29	18	7	\$76,238.84	10	\$5,685.00	\$131,935.03	\$81,923.84
Childress	1	-	1	\$0.00	2	\$912.00	\$69,560.38	\$912.00
Clay	2	2	-	\$17,261.31	-	\$0.00	\$29,704.68	\$17,261.31
Cochran	-	-	-	\$0.00	1	\$700.00	\$4,464.27	\$700.00
Coke	2	2	-	\$4,500.00	-	\$0.00	\$19,204.13	\$4,500.00
Coleman	7	5	-	\$2,854.71	3	\$1,791.00	\$30,205.27	\$4,645.71
Collin	315	241	54	\$459,402.85	102	\$49,026.35	\$1,870,123.37	\$508,429.20
Collingsworth	3	3	-	\$8,846.96	21	\$7,687.00	\$5,208.51	\$16,533.96
Colorado	15	12	2	\$8,301.36	6	\$3,051.00	\$106,962.15	\$11,352.36

35

COUNTY	RECEIVED	APPROVED	DENIED	VICTIM AMOUNT	SAE RECEIVED	SAE PAYMENTS	CONTRIBUTED	TOTAL PAYMENT
Comal	66	41	18	\$107,836.94	20	\$8,527.50	\$311,269.32	\$116,364.44
Comanche	9	6	3	\$41,417.21	3	\$1,582.20	\$23,824.59	\$42,999.41
Concho	1	1	-	\$9,279.38	-	\$0.00	\$38,874.71	\$9,279.38
Cooke	39	25	11	\$123,955.74	7	\$3,274.00	\$122,339.49	\$127,229.74
Coryell	49	36	5	\$58,968.70	3	\$1,200.00	\$104,633.14	\$60,168.70
Cottle	1	1	-	\$0.00	-	\$0.00	\$10,761.11	\$0.00
Crane	1	1	-	\$0.00	1	\$381.00	\$17,751.51	\$381.00
Crockett	2	1	-	\$6,295.29	-	\$0.00	\$35,276.25	\$6,295.29
Crosby	8	7	-	\$4,487.70	-	\$0.00	\$12,342.55	\$4,487.70
Culberson	-	-	-	\$10,588.16	-	\$0.00	\$26,660.95	\$10,588.16
Dallam	4	3	1	\$7,151.99	-	\$0.00	\$39,555.40	\$7,151.99
Dallas	3,013	1,959	740	\$6,867,604.85	832	\$315,551.00	\$6,361,236.49	\$7,183,155.85
Dawson	3	2	1	\$382.67	2	\$1,091.00	\$23,234.61	\$1,473.67
Deaf Smith	26	23	1	\$69,917.85	2	\$600.00	\$49,523.43	\$70,517.85
Delta	5	2	2	\$188.64	-	\$0.00	\$8,671.13	\$188.64
Denton	308	236	53	\$564,351.79	116	\$54,729.50	\$1,595,559.33	\$619,081.29
Dewitt	9	7	1	\$21,299.01	3	\$1,599.00	\$67,881.13	\$22,898.01
Dickens	1	-	1	\$0.00	-	\$0.00	\$10,660.66	\$0.00
Dimmit	9	3	3	\$8,744.14	-	\$0.00	\$137,738.51	\$8,744.14
Donley	8	5	-	\$8,322.37	3	\$1,854.00	\$33,435.91	\$10,176.37
Duval	10	10	1	\$31,889.11	-	\$0.00	\$53,212.07	\$31,889.11
Eastland	8	6	-	\$32,123.85	6	\$2,154.00	\$96,183.75	\$34,277.85
Ector	133	88	31	\$432,718.34	49	\$23,370.50	\$435,180.35	\$456,088.84
Edwards	1	1	-	\$0.00	-	\$0.00	\$3,376.50	\$0.00
Ellis	70	46	16	\$199,429.89	11	\$6,430.24	\$604,847.17	\$205,860.13
El Paso	1,349	931	351	\$2,377,391.89	215	\$87,621.50	\$1,772,158.58	\$2,465,013.39
Erath	18	13	2	\$28,774.64	13	\$9,181.60	\$73,725.31	\$37,956.24
Falls	15	11	2	\$25,279.13	2	\$1,222.00	\$116,682.04	\$26,501.13
Fannin	14	13	1	\$28,214.18	6	\$2,971.00	\$72,646.20	\$31,185.18
Fayette	9	7	-	\$8,573.92	3	\$1,355.00	\$135,217.98	\$9,928.92
Fisher	3	3	-	\$6,831.85	-	\$0.00	\$650.51	\$6,831.85
Floyd	3	2	1	\$1,120.85	-	\$0.00	\$7,359.73	\$1,120.85
Foard	1	-	1	\$115,613.46	-	\$0.00	\$1,464.99	\$115,613.46
Fort Bend	325	252	51	\$439,509.92	102	\$50,012.11	\$844,844.90	\$489,522.03
Franklin	12	8	1	\$16,775.69	6	\$4,161.00	\$21,730.83	\$20,936.69
Freestone	9	9	-	\$5,455.39	9	\$4,413.00	\$85,093.64	\$9,868.39
Frio	29	15	8	\$6,970.58	-	\$0.00	\$78,938.13	\$6,970.58
Gaines	2	2	1	\$51,850.42	7	\$2,954.00	\$73,242.01	\$54,804.42
Galveston	399	292	64	\$562,657.62	115	\$74,168.60	\$985,718.91	\$636,826.22
Garza	1	1	-	\$225.00	4	\$2,301.00	\$36,978.11	\$2,526.00
Gillespie	10	8	3	\$24,847.65	4	\$2,599.00	\$51,412.95	\$27,446.65
Glasscock	-	-	-	\$25,238.92	-	\$0.00	\$26,462.13	\$25,238.92
Goliad	3	3	-	\$4,900.00	-	\$0.00	\$17,981.81	\$4,900.00
Gonzales	25	18	1	\$10,919.75	11	\$6,466.50	\$128,557.74	\$17,386.25
Gray	29	17	4	\$53,204.34	9	\$4,028.00	\$58,669.14	\$57,232.34

35

COUNTY	RECEIVED	APPROVED	DENIED	VICTIM AMOUNT	SAE RECEIVED	SAE PAYMENTS	CONTRIBUTED	TOTAL PAYMENT
Grayson	70	51	5	\$103,577.00	28	\$12,253.00	\$356,783.29	\$115,830.00
Gregg	103	70	18	\$218,115.53	41	\$28,298.00	\$377,366.76	\$246,413.53
Grimes	23	18	4	\$50,556.71	5	\$1,036.00	\$40,682.00	\$51,592.71
Guadalupe	93	66	15	\$180,103.82	37	\$19,192.00	\$545,968.68	\$199,295.82
Hale	26	12	5	\$3,616.54	14	\$8,816.00	\$78,358.11	\$12,432.54
Hall	2	2	-	\$2,790.80	-	\$0.00	\$39,329.67	\$2,790.80
Hamilton	2	2	-	\$13,921.91	1	\$700.00	\$33,782.50	\$14,621.91
Hansford	3	4	-	\$0.00	-	\$0.00	\$7,671.82	\$0.00
Hardeman	3	2	1	\$0.00	1	\$617.00	\$28,928.99	\$617.00
Hardin	35	27	2	\$113,387.14	23	\$15,262.00	\$151,520.93	\$128,649.14
Harris	3,953	2,683	826	\$14,171,685.55	767	\$334,764.47	\$8,206,385.59	\$14,506,450.02
Harrison	25	19	3	\$68,524.60	19	\$14,032.00	\$179,837.52	\$82,556.60
Hartley	1	1	-	\$420.07	-	\$0.00	\$15,478.61	\$420.07
Haskell	3	3	-	\$315.20	1	\$545.00	\$12,238.43	\$860.20
Hays	162	118	28	\$257,758.27	6	\$2,374.00	\$392,221.28	\$260,132.27
Hemphill	2	2	-	\$14,912.77	-	\$0.00	\$17,257.90	\$14,912.77
Henderson	28	21	5	\$77,010.94	17	\$8,672.95	\$221,658.06	\$85,683.89
Hidalgo	1,030	721	214	\$1,884,284.40	258	\$158,067.20	\$1,687,885.72	\$2,042,351.60
Hill	25	22	3	\$62,105.66	11	\$6,635.00	\$254,911.96	\$68,740.66
Hockley	6	5	-	\$51,216.94	12	\$6,788.00	\$54,542.29	\$58,004.94
Hood	27	18	3	\$64,452.95	39	\$19,814.55	\$85,128.01	\$84,267.50
Hopkins	48	31	9	\$19,393.89	21	\$11,956.00	\$150,348.00	\$31,349.89
Houston	25	21	1	\$40,969.12	15	\$6,951.00	\$37,347.11	\$47,920.12
Howard	17	14	2	\$104,057.66	15	\$9,572.00	\$80,712.58	\$113,629.66
Hudspeth	2	2	-	\$0.00	-	\$0.00	\$46,109.46	\$0.00
Hunt	56	41	9	\$158,249.34	19	\$10,175.50	\$164,876.97	\$168,424.84
Hutchinson	19	10	5	\$30,051.43	27	\$11,174.00	\$56,814.35	\$41,225.43
Irion	1	1	-	\$0.00	-	\$0.00	\$17,249.20	\$0.00
Jack	8	6	1	\$23,555.10	2	\$1,154.20	\$16,885.97	\$24,709.30
Jackson	6	4	2	\$175.21	3	\$1,661.00	\$39,872.35	\$1,836.21
Jasper	16	11	4	\$135,073.67	15	\$10,277.00	\$115,945.83	\$145,350.67
Jeff Davis	3	1	-	\$0.00	-	\$0.00	\$8,792.67	\$0.00
Jefferson	296	209	58	\$861,313.56	130	\$77,339.70	\$689,639.61	\$938,653.26
Jim Hogg	3	2	1	\$26,697.18	2	\$1,364.00	\$12,608.72	\$28,061.18
Jim Wells	11	6	3	\$53,006.19	7	\$4,064.00	\$111,600.47	\$57,070.19
Johnson	74	58	9	\$216,631.58	102	\$58,656.17	\$538,571.17	\$275,287.75
Jones	8	5	2	\$9,010.63	7	\$3,069.00	\$42,091.01	\$12,079.63
Karnes	12	8	2	\$873.20	3	\$1,674.50	\$112,925.28	\$2,547.70
Kaufman	69	54	7	\$113,375.54	19	\$7,149.00	\$247,310.29	\$120,524.54
Kendall	12	4	6	\$8,235.86	4	\$2,740.00	\$60,303.36	\$10,975.86
Kenedy	1	-	1	\$0.00	-	\$0.00	\$35,043.41	\$0.00
Kent	1	1	-	\$0.00	-	\$0.00	\$834.52	\$0.00
Kerr	39	34	3	\$161,288.19	6	\$3,509.00	\$84,750.92	\$164,797.19
Kimble	4	3	1	\$3,454.11	-	\$0.00	\$101,662.10	\$3,454.11
King	-	-	-	\$0.00	-	\$0.00	\$1,666.50	\$0.00

35

COUNTY	RECEIVED	APPROVED	DENIED	VICTIM AMOUNT	SAE RECEIVED	SAE PAYMENTS	CONTRIBUTED	TOTAL PAYMENT
Kinney	4	1	-	\$80.07	-	\$0.00	\$39,217.62	\$80.07
Kleberg	11	8	2	\$45,941.40	9	\$5,655.00	\$137,919.84	\$51,596.40
Knox	1	-	1	\$3,036.52	-	\$0.00	\$7,076.63	\$3,036.52
La Salle	44	34	7	\$81,635.07	17	\$8,052.00	\$92,941.89	\$89,687.07
Lamar	10	7	2	\$10,608.50	-	\$0.00	\$29,452.75	\$10,608.50
Lamb	6	5	-	\$5,342.85	7	\$2,022.00	\$95,878.32	\$7,364.85
Lampasas	7	4	1	\$0.00	-	\$0.00	\$76,581.32	\$0.00
Lavaca	14	12	3	\$66,866.96	5	\$2,352.00	\$41,132.45	\$69,218.96
Lee	8	6	2	\$18,886.13	3	\$1,202.00	\$100,644.84	\$20,088.13
Leon	6	3	-	\$32,798.49	-	\$0.00	\$75,680.97	\$32,798.49
Liberty	51	33	12	\$147,896.94	21	\$11,365.60	\$178,501.82	\$159,262.54
Limestone	30	21	3	\$119,851.59	11	\$6,572.00	\$37,088.96	\$126,423.59
Lipscomb	1	-	1	\$0.00	-	\$0.00	\$4,964.89	\$0.00
Live Oak	7	6	2	\$25,734.33	-	\$0.00	\$216,498.54	\$25,734.33
Llano	16	12	3	\$30,344.71	1	\$300.00	\$40,131.73	\$30,644.71
Loving	-	-	-	\$1,387.97	-	\$0.00	\$10,307.26	\$1,387.97
Lubbock	164	122	27	\$517,318.22	168	\$100,040.08	\$606,697.04	\$617,358.30
Lynn	1	2	-	\$69,446.66	-	\$0.00	\$16,137.39	\$69,446.66
Madison	15	8	1	\$3,400.79	-	\$0.00	\$48,638.79	\$3,400.79
Marion	7	5	2	\$4,749.82	-	\$0.00	\$22,214.73	\$4,749.82
Martin	5	3	-	\$2,099.75	2	\$1,210.00	\$22,918.90	\$3,309.75
Mason	4	3	1	\$357.18	-	\$0.00	\$14,620.74	\$357.18
Matagorda	41	38	5	\$85,554.45	19	\$8,293.30	\$74,929.80	\$93,847.75
Maverick	28	9	5	\$164,520.47	-	\$0.00	\$98,614.53	\$164,520.47
Mcculloch	9	8	-	\$61,977.39	-	\$0.00	\$29,429.33	\$61,977.39
Mclennan	200	136	33	\$309,911.17	133	\$86,244.00	\$690,575.65	\$396,155.17
Mcmullen	1	1	-	\$95.00	-	\$0.00	\$64,088.93	\$95.00
Medina	24	13	5	\$48,641.12	2	\$1,039.00	\$171,460.10	\$49,680.12
Menard	1	1	-	\$6,222.02	-	\$0.00	\$54,932.71	\$6,222.02
Midland	139	99	16	\$216,125.89	64	\$40,293.00	\$412,343.99	\$256,418.89
Milam	26	24	3	\$46,906.05	2	\$1,083.85	\$151,128.98	\$47,989.90
Mills	3	3	-	\$13,828.32	-	\$0.00	\$14,517.13	\$13,828.32
Mitchell	4	3	1	\$16,356.45	4	\$2,565.00	\$32,543.26	\$18,921.45
Montague	10	9	2	\$4,278.69	4	\$2,898.00	\$73,974.53	\$7,176.69
Montgomery	236	174	35	\$394,126.20	49	\$25,627.18	\$963,396.77	\$419,753.38
Moore	25	20	2	\$84,547.06	42	\$16,935.00	\$70,222.32	\$101,482.06
Morris	10	6	2	\$21,984.35	2	\$1,117.00	\$25,220.62	\$23,101.35
Motley	1	-	-	\$0.00	-	\$0.00	\$2,137.62	\$0.00
Nacogdoches	42	31	9	\$129,214.49	24	\$10,782.00	\$180,932.88	\$139,996.49
Navarro	64	46	9	\$55,908.08	-	\$0.00	\$180,469.36	\$55,908.08
Newton	8	5	-	\$23,534.16	9	\$6,300.00	\$24,798.85	\$29,834.16
Nolan	13	11	-	\$61,519.54	1	\$520.00	\$37,960.26	\$62,039.54
Nueces	556	425	84	\$884,971.96	369	\$202,474.20	\$640,487.07	\$1,087,446.16
Ochiltree	2	1	-	\$1,243.15	-	\$0.00	\$37,435.35	\$1,243.15
Oldham	1	-	-	\$133.86	-	\$0.00	\$28,036.14	\$133.86

35

COUNTY	RECEIVED	APPROVED	DENIED	VICTIM AMOUNT	SAE RECEIVED	SAE PAYMENTS	CONTRIBUTED	TOTAL PAYMENT
Orange	39	21	11	\$97,579.30	57	\$35,374.00	\$231,025.25	\$132,953.30
Palo Pinto	24	21	2	\$52,361.04	5	\$2,857.04	\$78,979.37	\$55,218.08
Panola	16	12	-	\$27,975.39	2	\$1,047.55	\$57,968.77	\$29,022.94
Parker	52	42	7	\$220,546.91	34	\$19,810.00	\$278,501.55	\$240,356.91
Parmer	8	4	1	\$11,309.68	-	\$0.00	\$40,592.94	\$11,309.68
Pecos	10	4	4	\$49,973.15	1	\$700.00	\$54,189.76	\$50,673.15
Polk	44	30	10	\$54,072.23	31	\$18,176.00	\$187,235.94	\$72,248.23
Potter	444	334	78	\$773,181.21	144	\$65,114.50	\$601,862.71	\$838,295.71
Presidio	2	1	1	\$775.00	-	\$0.00	\$29,019.82	\$775.00
Rains	6	6	1	\$13,912.18	7	\$3,273.00	\$34,896.31	\$17,185.18
Randall	72	52	13	\$108,335.15	91	\$38,687.00	\$122,317.89	\$147,022.15
Reagan	1	-	1	\$0.00	-	\$0.00	\$38,744.92	\$0.00
Real	-	-	-	\$3,028.36	-	\$0.00	\$5,590.78	\$3,028.36
Red River	6	4	1	\$7,650.00	1	\$700.00	\$15,737.01	\$8,350.00
Reeves	5	1	2	\$29,687.20	-	\$0.00	\$34,774.49	\$29,687.20
Refugio	3	2	1	\$14,796.26	-	\$0.00	\$84,724.32	\$14,796.26
Roberts	1	1	-	\$2,200.22	-	\$0.00	\$16,794.98	\$2,200.22
Robertson	27	19	6	\$27,127.82	-	\$0.00	\$138,299.04	\$27,127.82
Rockwall	21	18	2	\$37,759.72	14	\$7,138.00	\$240,216.43	\$44,897.72
Runnels	3	1	2	\$17,058.30	1	\$495.00	\$25,152.98	\$17,553.30
Rusk	44	19	10	\$65,181.80	9	\$5,382.55	\$113,903.11	\$70,564.35
Sabine	4	4	-	\$37,997.50	2	\$1,929.00	\$24,062.14	\$39,926.50
San Augustine	4	2	-	\$6,019.11	-	\$0.00	\$16,504.03	\$6,019.11
San Jacinto	11	9	2	\$81,745.58	-	\$0.00	\$70,586.96	\$81,745.58
San Patricio	28	24	4	\$26,474.85	35	\$20,853.56	\$201,816.03	\$47,328.41
San Saba	5	6	-	\$246.06	-	\$0.00	\$7,902.75	\$246.06
Schleicher	2	2	-	\$221.20	-	\$0.00	\$10,539.49	\$221.20
Scurry	8	4	3	\$44,130.83	2	\$1,206.00	\$55,751.49	\$45,336.83
Shackelford	3	2	-	\$5,200.00	-	\$0.00	\$11,598.44	\$5,200.00
Shelby	21	13	-	\$56,001.53	-	\$0.00	\$71,084.94	\$56,001.53
Sherman	5	5	-	\$20,078.86	-	\$0.00	\$20,369.52	\$20,078.86
Smith	93	61	22	\$213,766.10	29	\$19,768.80	\$767,760.83	\$233,534.90
Somervell	6	5	-	\$6,955.23	-	\$0.00	\$24,433.28	\$6,955.23
Starr	39	27	8	\$69,937.83	39	\$17,736.50	\$113,708.53	\$87,674.33
Stephens	8	7	1	\$18,430.65	3	\$1,890.44	\$22,104.58	\$20,321.09
Sterling	1	-	-	\$228.74	-	\$0.00	\$40,235.33	\$228.74
Stonewall	-	-	-	\$0.00	-	\$0.00	\$3,809.38	\$0.00
Sutton	-	-	-	\$4,795.19	-	\$0.00	\$79,655.15	\$4,795.19
Swisher	2	1	1	\$0.00	3	\$926.00	\$12,486.15	\$926.00
Tarrant	1,682	1,241	311	\$4,071,284.95	938	\$484,113.56	\$5,027,741.12	\$4,555,398.51
Taylor	94	64	18	\$278,870.00	104	\$55,647.00	\$266,353.99	\$334,517.00
Terrell	-	-	-	\$0.00	-	\$0.00	\$8,005.04	\$0.00
Terry	21	16	1	\$7,841.28	9	\$5,865.00	\$42,589.56	\$13,706.28
Throckmorton	1	1	-	\$858.37	-	\$0.00	\$3,436.05	\$858.37

35

COUNTY	RECEIVED	APPROVED	DENIED	VICTIM AMOUNT	SAE RECEIVED	SAE PAYMENTS	CONTRIBUTED	TOTAL PAYMENT
Titus	19	15	5	\$51,631.03	4	\$2,770.00	\$113,124.19	\$54,401.03
Tom Green	121	93	22	\$376,764.06	28	\$13,353.41	\$410,389.11	\$390,117.47
Travis	1,391	1,040	239	\$2,659,581.13	632	\$349,088.07	\$2,704,319.31	\$3,008,669.20
Trinity	5	1	2	\$16,856.16	5	\$2,114.00	\$24,135.33	\$18,970.16
Tyler	10	9	-	\$5,206.53	19	\$12,214.00	\$38,450.73	\$17,420.53
Upshur	50	38	5	\$20,114.44	6	\$2,888.00	\$79,088.54	\$23,002.44
Upton	2	-	-	\$4,337.50	-	\$0.00	\$18,376.13	\$4,337.50
Uvalde	22	13	6	\$140,149.15	1	\$534.00	\$82,982.76	\$140,683.15
Val Verde	26	15	4	\$48,682.06	4	\$1,746.00	\$89,292.87	\$50,428.06
Van Zandt	29	19	5	\$24,685.99	5	\$2,432.75	\$94,953.25	\$27,118.74
Victoria	57	46	12	\$154,018.07	41	\$19,171.30	\$215,414.40	\$173,189.37
Walker	75	61	7	\$120,028.95	32	\$17,048.68	\$182,096.07	\$137,077.63
Waller	31	20	7	\$16,609.15	2	\$1,360.00	\$152,008.05	\$17,969.15
Ward	5	1	1	\$10,847.47	5	\$1,751.00	\$49,555.99	\$12,598.47
Washington	14	11	1	\$24,888.47	2	\$518.00	\$117,358.54	\$25,406.47
Webb	189	108	36	\$662,850.02	-	\$0.00	\$552,434.15	\$662,850.02
Wharton	30	23	5	\$154,796.09	6	\$2,624.60	\$122,838.16	\$157,420.69
Wheeler	3	3	-	\$74.33	-	\$0.00	\$42,657.21	\$74.33
Wichita	62	34	21	\$283,587.94	62	\$36,498.80	\$349,452.42	\$320,086.74
Wilbarger	4	3	1	\$2,552.73	8	\$4,799.00	\$34,396.93	\$7,351.73
Willacy	9	7	3	\$12,620.52	-	\$0.00	\$34,416.39	\$12,620.52
Williamson	219	176	28	\$346,307.46	162	\$79,923.70	\$689,541.96	\$426,231.16
Wilson	29	14	2	\$87,746.17	-	\$0.00	\$81,203.94	\$87,746.17
Winkler	6	4	1	\$0.00	2	\$1,032.00	\$29,125.80	\$1,032.00
Wise	39	31	3	\$37,436.44	16	\$8,852.48	\$272,697.09	\$46,288.92
Wood	27	21	2	\$186,081.39	8	\$2,665.00	\$84,425.67	\$188,746.39
Yoakum	3	3	-	\$5,149.00	3	\$1,522.00	\$15,685.59	\$6,671.00
Young	9	9	-	\$13,990.49	5	\$2,924.24	\$42,243.38	\$16,914.73
Zapata	7	4	-	\$2,838.07	-	\$0.00	\$14,932.84	\$2,838.07
Zavala	5	1	2	\$12,475.59	-	\$0.00	\$82,112.21	\$12,475.59
Out Of State	201	24	67	\$93,889.82	-	\$0.00	\$0.00	\$93,889.82
No County	60	-	-	\$0.00	-	\$0.00	\$0.00	\$0.00
TOTALS	23,776	16,409	4,798	\$55,020,935.71	7,909	\$3,934,128.77	\$64,192,459.44	\$58,955,064.48

35
CRIME VICTIM SERVICES
LANDMARK

Victim Assistance Grants Overview

In cooperation with the Texas Legislature, the Office of the Attorney General (OAG) provides vital support to crime victims throughout the state by awarding grants and contracts to hundreds of local and statewide victim assistance programs.

Working in partnership with law enforcement agencies, prosecutors' offices, state agencies and local and statewide nonprofit organizations, the OAG continues to focus on minimizing the physical and emotional trauma experienced by children and adults who are victims of crime. Through these grant awards, the OAG demonstrates a commitment to cultivating an environment where the needs of crime victims are expediently identified and effectively met in communities of varying size.

The Texas Code of Criminal Procedure, Article 56.541, authorizes the OAG to use monies appropriated from the Compensation to Victims of Crime Fund for grants and contracts supporting victim-related services or assistance. The OAG administers the following eight victim assistance grant programs as authorized by the Legislature:

- Other Victim Assistance Grants (OVAG)
- Victim Coordinator and Liaison Grants (VCLG)
- Sexual Assault Prevention and Crisis Services Program (SAPCS)
- Statewide Automated Victim Notification System (SAVNS)
- Court Appointed Special Advocates (CASA)
- Children's Advocacy Centers (CAC)
- Crime Victim Civil Legal Services Grants (CVCLS)
- Sexual Assault Services Program Grant (TAASA)

In Fiscal Year (FY) 2015, the OAG awarded \$46,163,238.16 to organizations that provide essential victim services in the state of Texas. In addition, the OAG utilized a total of \$2,351,579 (10.9 percent) in administrative costs for the oversight and administration of funds appropriated in the Victims Assistance Strategy. These direct and indirect administrative costs include salaries, travel and operating expenses.

Audit & Oversight Activities

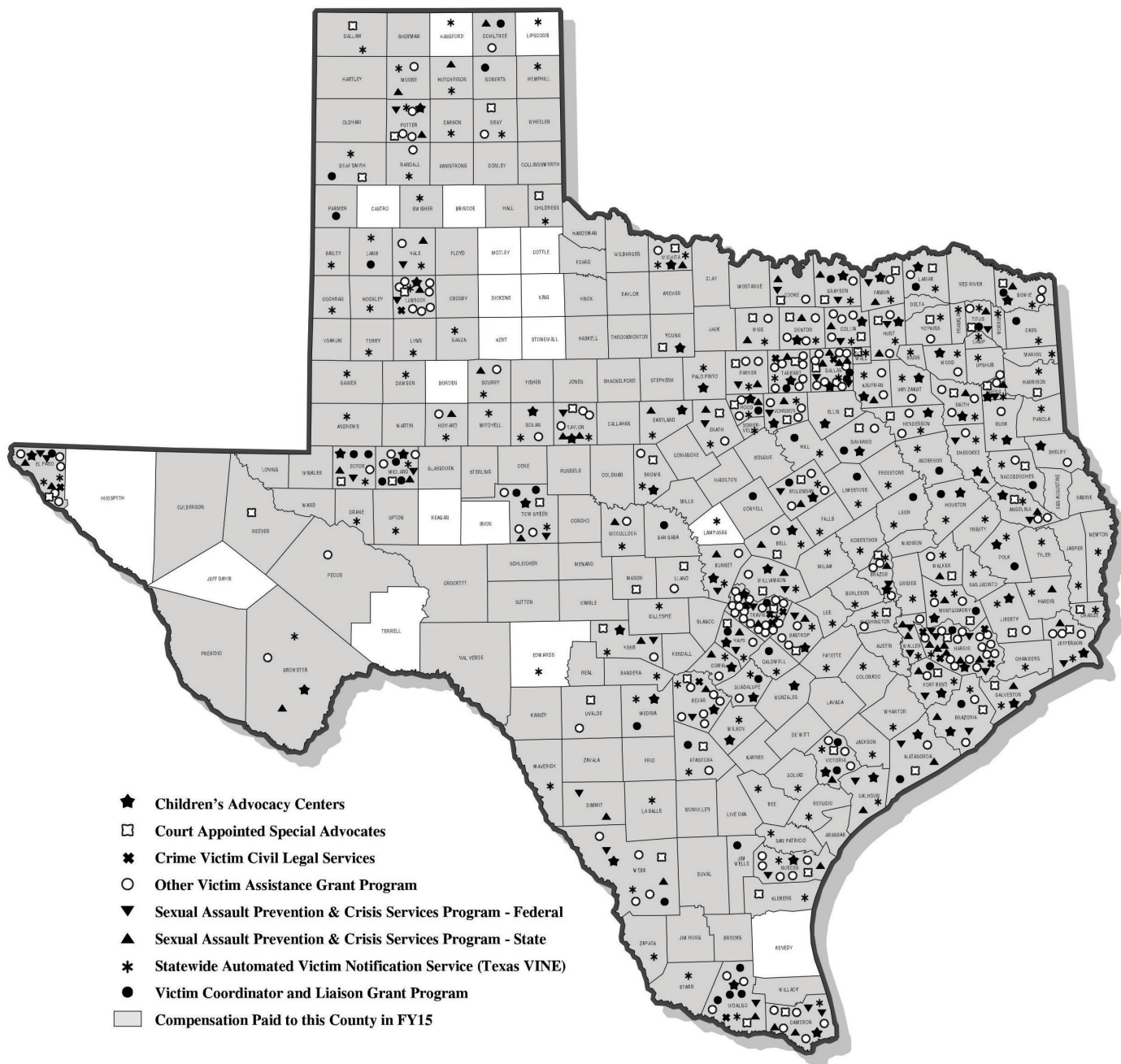
All programs are carefully monitored to ensure the effective use of dollars awarded to the local and statewide programs. The OAG performs one or more monitoring procedures for all grantees in order to achieve 100 percent audit and oversight compliance. These procedures include: monitoring monthly invoices, financial status reports, annual or single audits, quarterly performance reports, and other equally stringent monitoring and oversight activities as prescribed in the contracts with those entities. Additionally, the OAG conducts desk reviews, on-site monitoring visits and provides technical assistance via telephone, email and in person.

PROGRAM NAME	DOLLARS AWARDED	NUMBER OF GRANTS AWARDED
OVAG	\$9,995,285	202
VCLG	\$2,270,850	57
SAPCS	\$7,566,362	181
SAVNS	\$2,728,867.60	153
CASA*	\$10,727,870.56	72
CAC*	\$9,999,003	69
CVCLS*	\$2,500,000	18
TAASA	\$375,000	1
TOTAL	\$46,163,238.16	704

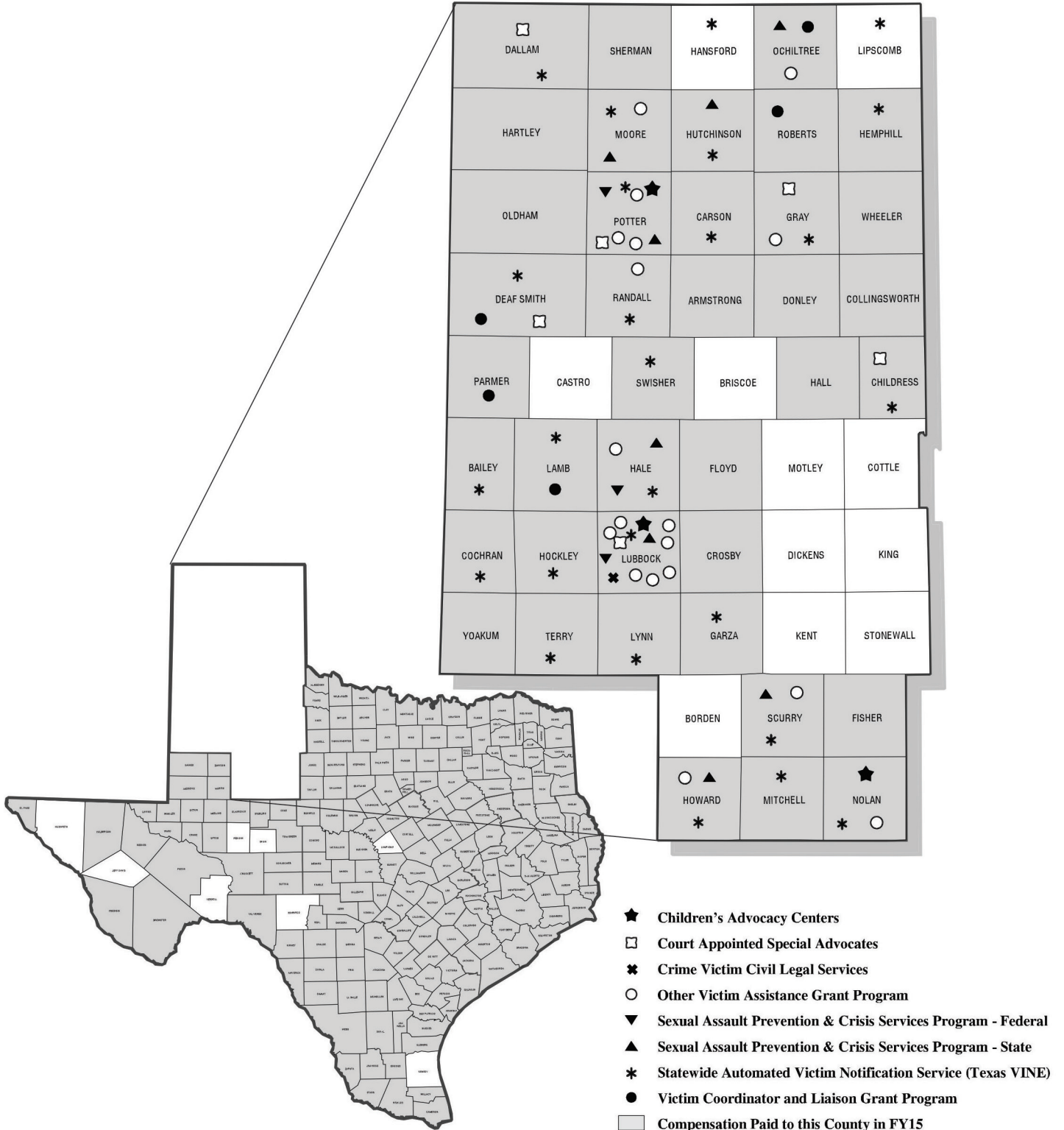
* Includes awards made to sub-recipients through contracted agencies.

35
CRIME VICTIM SERVICES
LANDMARK

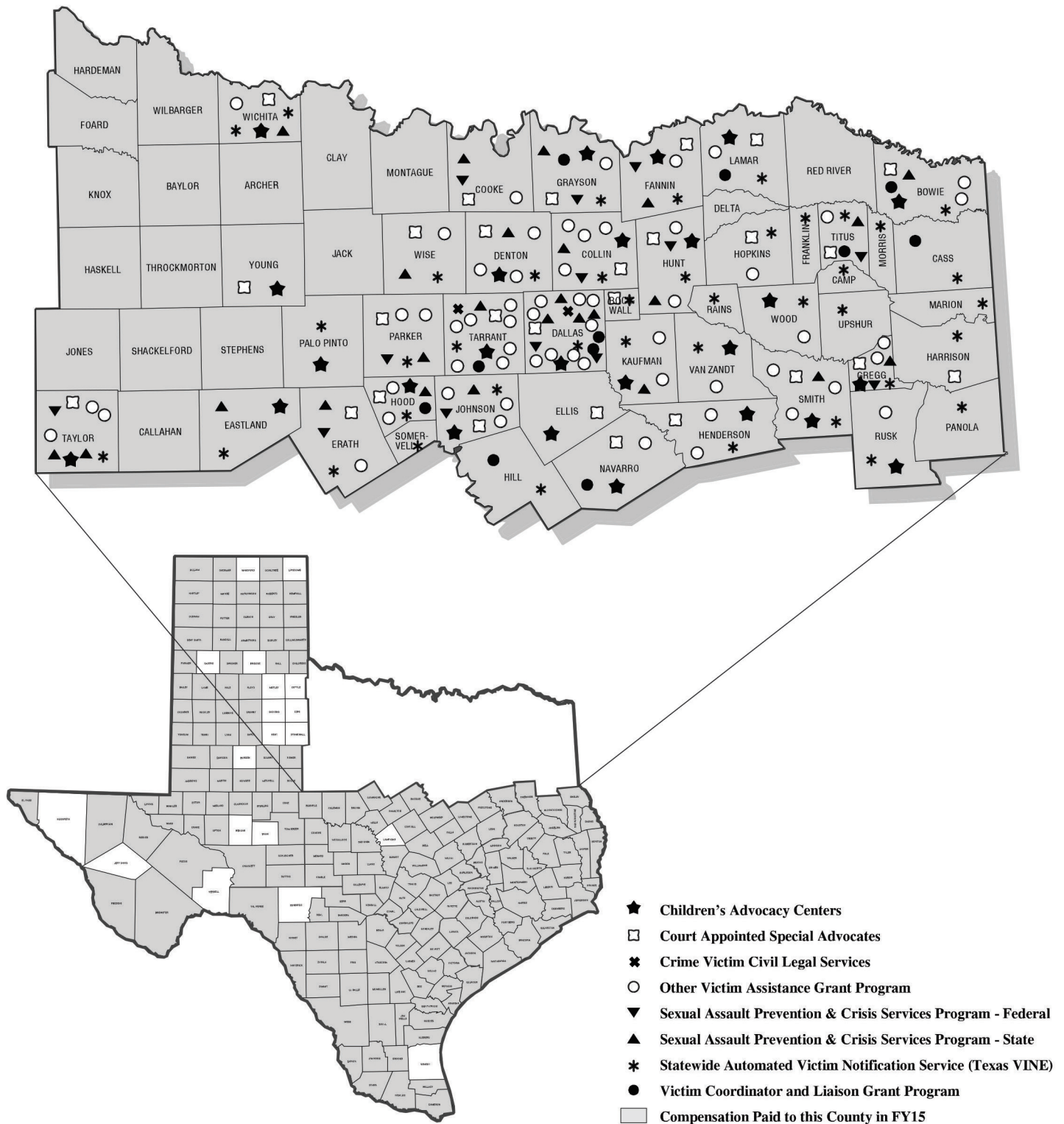
Grants Funding & Crime Victims' Compensation by County



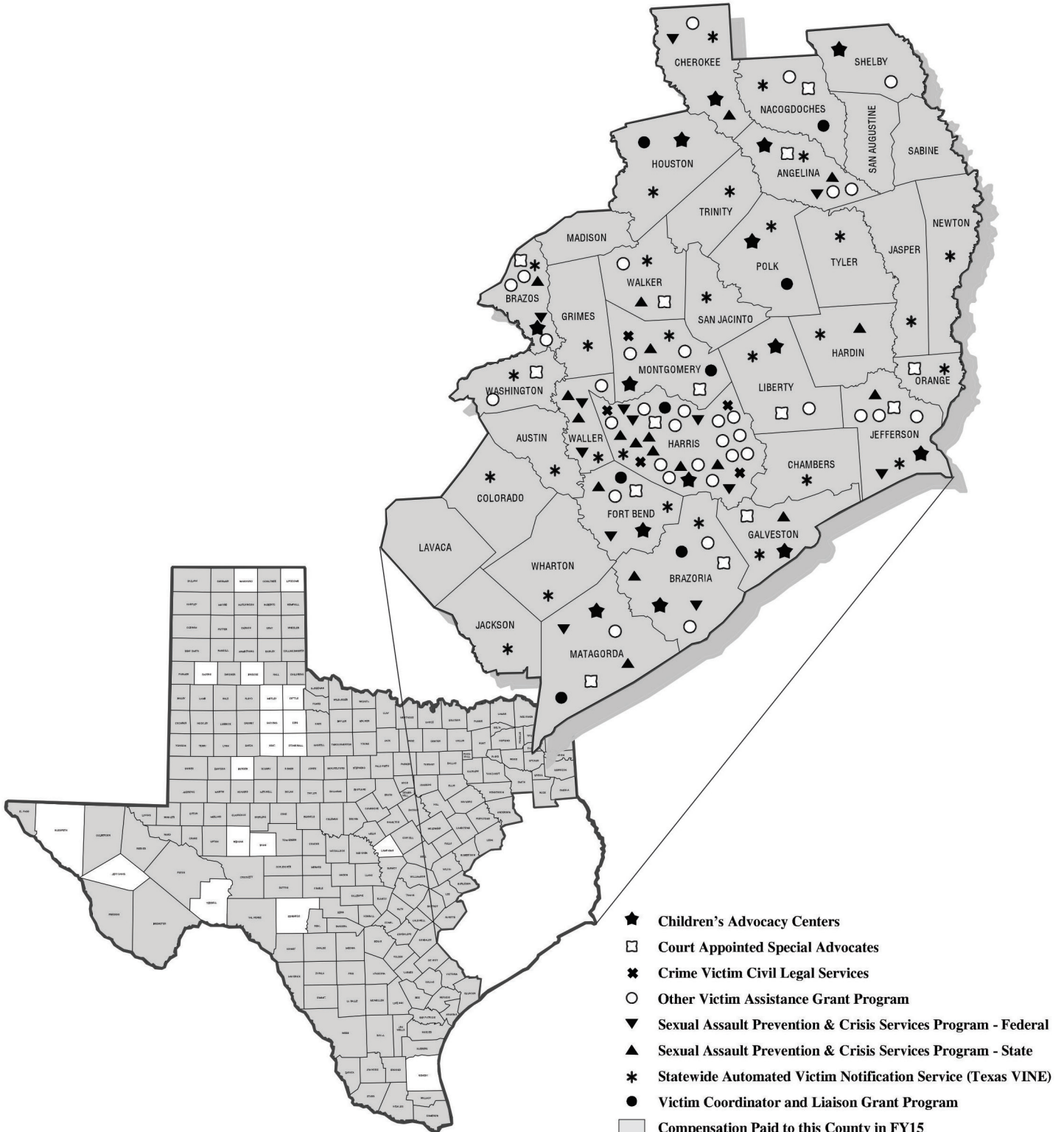
North West Texas



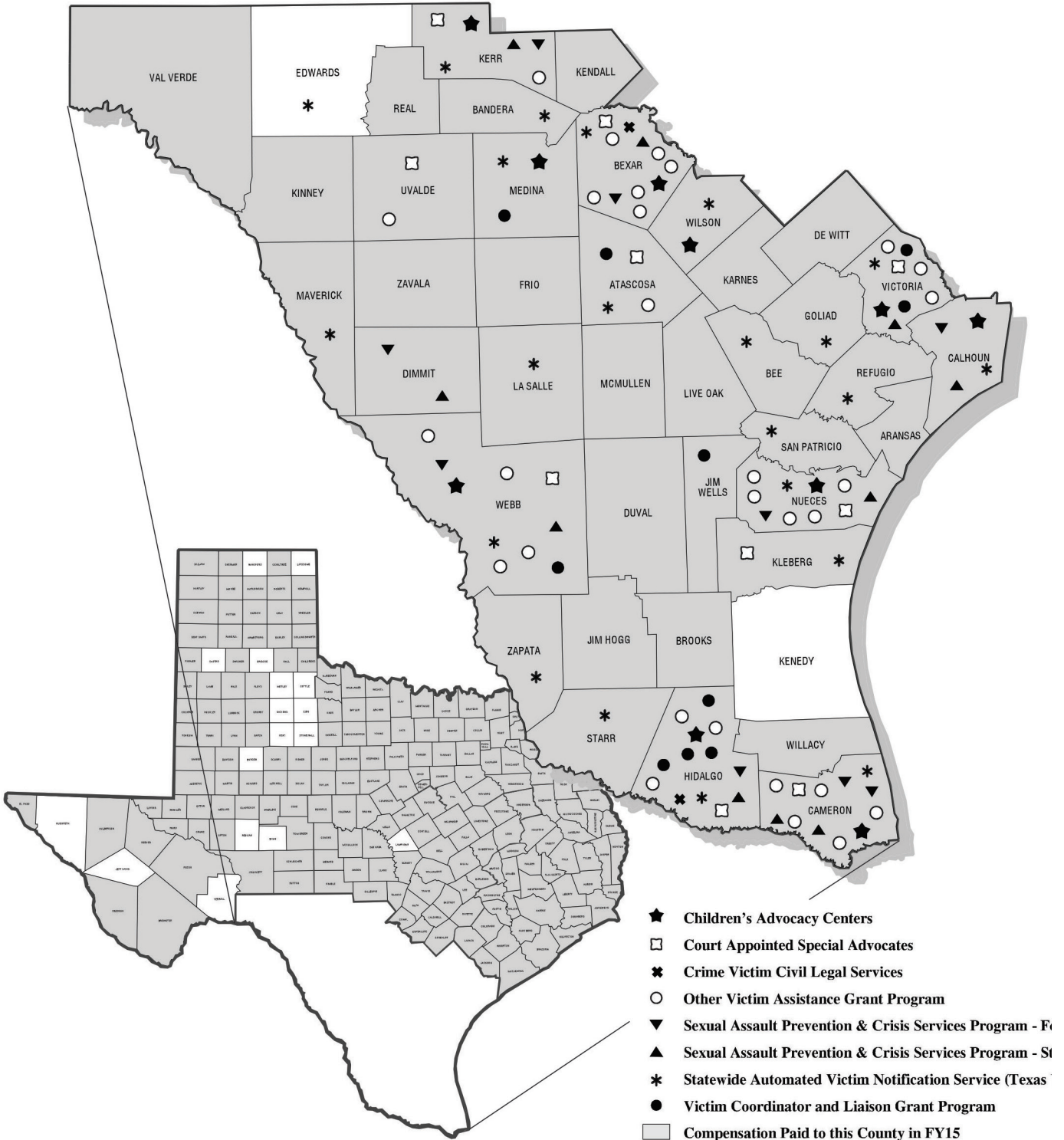
North East Texas



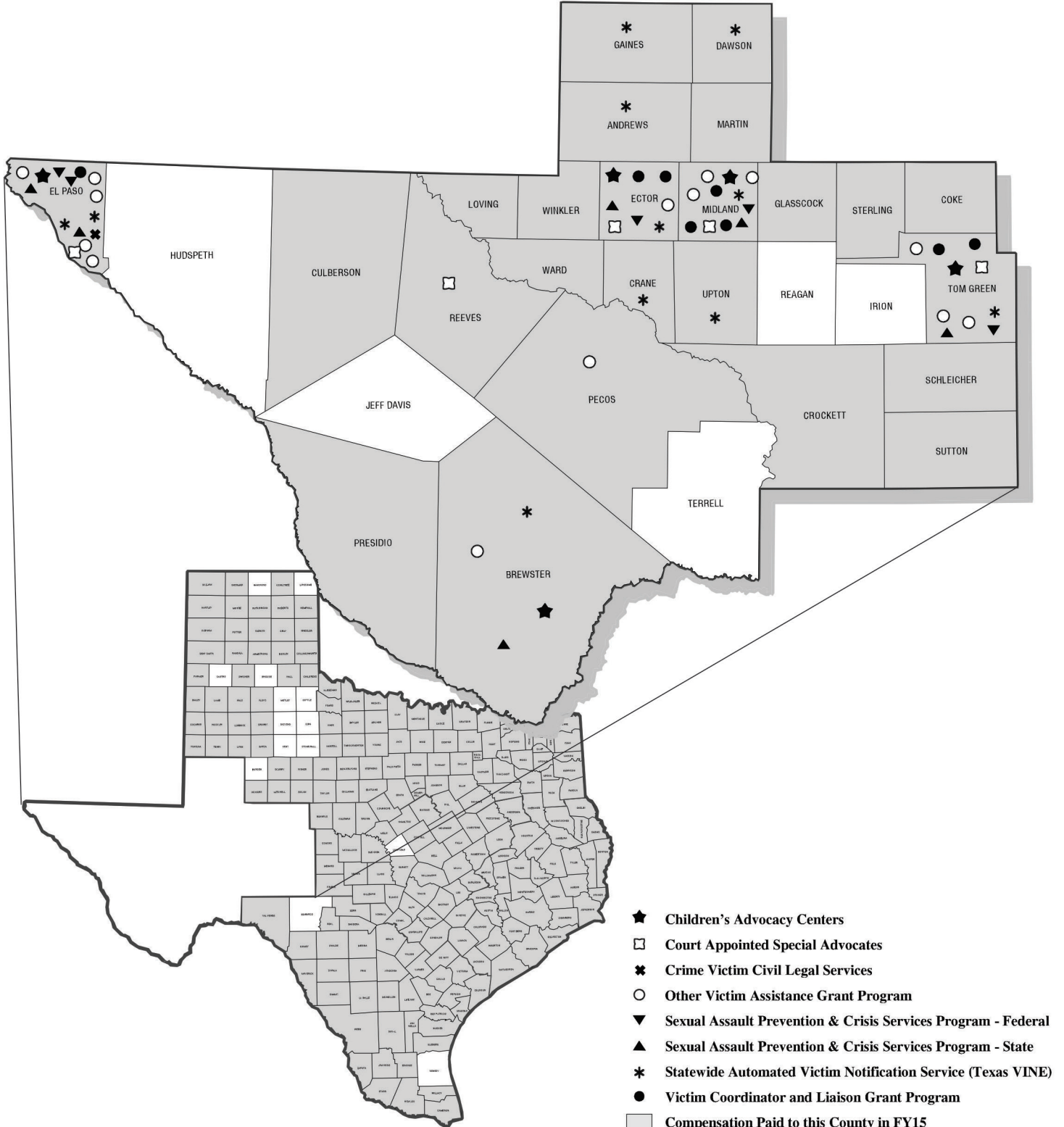
South East Texas



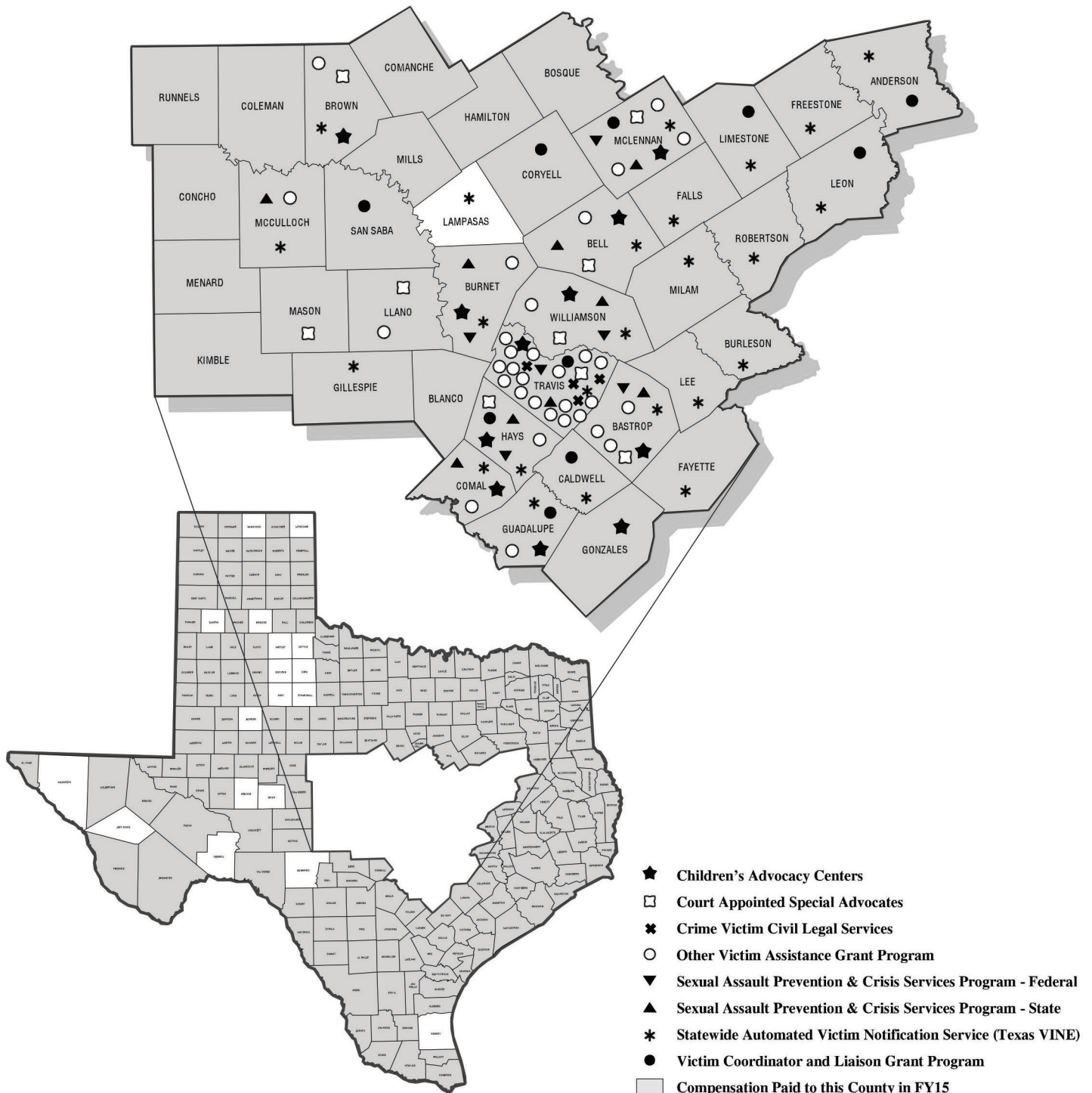
South Texas



West Texas



Central Texas



Other Victim Assistance Grants - OVAG

Purpose

The Other Victim Assistance Grants (OVAG) program supports services that address the unmet needs of victims of crime.

Guidelines For Selection

The OVAG program rules and regulations are set forth in the Texas Administrative Code, Title 1, Part 3, Chapter 60. The OAG awards OVAG funds through a competitive application process. Eligible applicants must be a governmental entity or maintain legal status as a 501(c)(3) nonprofit organization. To be considered for funding, applicants must demonstrate within their grant applications an ability and willingness to effectively provide victim-related services which include:

- Providing direct victim services;
- Providing outreach or community education;
- Connecting crime victims to services to aid in their recovery;
- Training professionals and volunteers to improve their services to victims; or
- Providing other administrative functions related to victim services.

FY 2015 was the second year of a two-year grant application cycle. Applications were carefully evaluated and scored by a team of OAG evaluators. Scoring results were based on information and documentation provided by the applicants, including a description of project activities, project objectives and outcomes, and proposed project budgets.

Awards

For FY 2015, the OAG awarded 202 OVAG grants totaling \$9,995,285.00. These grants were awarded to a variety of nonprofit organizations and government entities committed to providing crime victim services throughout Texas. One grantee declined the award for FY 2014, but accepted the award for FY 2015.

Summary Of Reports & Effectiveness

OVAG funded programs served 198,822 victims of crime during FY 2015. Of these victims, 44,554 received crisis intervention, 17,568 received individual counseling, 18,807 received legal assistance and 55,182 received follow-up services. Additionally, 23,749 victims received assistance with applying for Crime Victims' Compensation, and 87,790 victims received information about victim rights and available community resources.

Victim Coordinator & Liaison Grants - VCLG

Purpose

The Victim Coordinator and Liaison Grants (VCLG) program supports statutorily required Victim Assistance Coordinator and Crime Victim Liaison positions for prosecutors' offices and local law enforcement agencies, as described in the Texas Code of Criminal Procedure, Article 56.04. The positions funded by these programs provide direct services to victims of crime, assisting them with crime victims' compensation applications and other statutory rights.

Guidelines For Selection

The VCLG program rules and regulations are set forth in the Texas Administrative Code, Title 1, Part 3, Chapter 60. The OAG awards VCLG funds through a competitive application process. FY 2015 was the second year of a two-year grant application cycle. Applications were carefully evaluated and scored by a team of OAG evaluators. Scoring results were based on information and documentation provided by the applicants, including a description of project activities, project objectives and outcomes, and proposed project budgets.

Awards

For FY 2015, the OAG awarded 57 VCLG grants totaling \$2,270,850.00. These grants were awarded to:

- 33 prosecutors' offices
- 16 police departments
- 8 sheriffs' offices

Summary Of Reports & Effectiveness

VCLG funded programs served 39,448 victims of crime in FY 2015. Of these victims, 8,707 received assistance with applying for Crime Victims' Compensation and 2,013 received help with completion of victim impact statements. Additionally, 12,485 victims received advocacy services, and 28,370 victims received information about victim rights and community resources.

Sexual Assault Prevention & Crisis Service Grants - SAPCS

Purpose

The Sexual Assault Prevention and Crisis Services (SAPCS) grant program supports local and statewide programs that are addressing the problem of sexual assault through direct services, training and education with SAPCS-State grants and primary prevention efforts with SAPCS-Federal grants.

Guidelines for Selection

The SAPCS program rules and regulations are set forth in the Texas Administrative Code, Title 1, Part 3, Chapter 62. The OAG awards SAPCS funds through a competitive application process. To be eligible to receive SAPCS funding, local programs must generally be 501 (c)(3) nonprofit organizations or governmental entities that offer the required basic services for at least nine months prior to receiving an award. These basic services include the following:

- 24-hour crisis hotline;
- Crisis intervention;
- Public education;
- Advocacy and accompaniment to hospitals, law enforcement offices, prosecutors' offices and courts for survivors and their family members; and
- Crisis intervention volunteer training.

To be eligible for special project funding, a statewide program must show it supports efforts to maintain or expand existing services offered by local sexual assault programs; improves services to survivors; or conducts other activities consistent with Texas Government Code, Chapter 420.

Fiscal Year (FY) 2015 was the second year of a two-year grant application cycle. Applications were carefully evaluated and scored by a team of OAG evaluators. Scoring results were based on information and documentation provided by the applicants, including a description of project activities, project objectives and outcomes and proposed project budgets.

Awards

SAPCS-State:

In FY 2015, the OAG awarded 82 contracts totaling \$5,039,778.00.

81 contracts were awarded to local sexual assault programs across the state for direct victim services.

1 contract was awarded to statewide coalition for the prevention of sexual violence and improving services to sexual assault victims; outreach and training programs; and technical assistance to and support of youth and rape crisis centers working to prevent sexual violence.

SAPCS-Federal:

In FY 2015, the OAG awarded 99 contracts to 50 entities totaling \$2,526,584.00.

- 97 contracts were awarded to local sexual assault programs across the state to conduct sexual assault primary prevention activities; and
- 2 contracts were awarded to a statewide coalition to provide training and technical assistance to local sexual assault programs, as well as other local and statewide organizations and to support a statewide curriculum development project and evaluation component.

Summary of Reports & Effectiveness

In FY 2015, local sexual assault programs reported providing services to 55,166 survivors from 254 counties.

- 19 percent were male, 75 percent were female and for 6 percent the gender was unknown; and
- 57 percent were adults, 34 percent were children and for 9 percent the age was unknown.

These programs also reported presenting 23,179 education and training sessions to 489,144 community members, students and professionals.

Texas Statewide Automated Victim Notification System - SAVNS

Texas SAVNS covers 95 percent of the state's population and 97 percent of the reported violent crime in Texas.

Purpose

The Texas Constitution affords victims of crime the right to be notified, upon request, of an offender's release from incarceration and of upcoming court proceedings. This requested notification is facilitated by the Statewide Automated Victim Notification System (SAVNS). The Texas Legislature allocated resources to the OAG to facilitate the implementation and maintenance of the statewide system. The OAG certified the vendor to work directly with the Texas Department of Criminal Justice (TDCJ) and those Texas counties electing to participate in the Texas SAVNS program.

Texas SAVNS

Texas SAVNS provides victims and concerned members of the community with up-to-date information about offenders' county and state jail custody and court status, 24 hours a day, seven days a week, 365 days a year. This information is provided through a single statewide toll-free telephone number: (877) TX4-VINE [(877) 894-8463] or through the VINE (Certified Vendor's system) website at www.vinelink.com.

Registered users are contacted by phone or email whenever there is a change in an offender's status. The users may also check on

an offender's status at any time by phone or through the website. Trained operators are available at all times to assist if needed. In FY 2015, Texas VINE received 310,119 incoming calls, made 31,752 confirmed notification calls, made 45,211 notifications via text, made 106,566 notifications via e-mail, made 63,695 notifications by letter and registered 112,735 new victims for notification.

The VINELink Site received 1,912,634 site searches and the VINEMobile Site received 275,970 site searches from the public during FY 2015. These searches are not necessarily by registered users, but by interested parties. During FY 2015, 346,617 callers utilized the 877-TX4-VINE toll-free telephone number to obtain information.

Awards

In FY 2015, the OAG awarded 153 contracts totaling \$2,728,867.60. At the end of FY 2015, 152 counties and the TDCJ were participating in this voluntary program.

Contract Management

To assure the certified vendor, the county and TDCJ are functioning within the requirements of the program, the OAG conducts regular assessments to verify compliance with standards and protocols. Oversight activities include on-site visits and technical assistance via phone, email and in person upon request.

Court Appointed Special Advocates - CASA

Purpose

The purpose of the Court Appointed Special Advocates (CASA) grant program is to develop and support local CASA programs throughout Texas. CASA programs recruit, train and provide court-appointed volunteers to advocate on behalf of the best interests of abused and neglected children involved in the legal and welfare systems.

Guidelines for Selection

The Texas Legislature directs the OAG to contract with a statewide organization that has expertise in the dynamics of child abuse and neglect as well as experience in operating volunteer advocate programs that provide training, technical assistance and evaluation services. The designated funds are awarded to Texas CASA, Inc., the statewide organization, which subcontracts with local programs to provide victim-related services. The Texas Family Code, Chapter 264, Subchapter G, specifies the eligibility criteria for a local CASA program to receive funds from Texas CASA, Inc. A local program applying for funds must be a 501(c)(3) nonprofit organization operating an advocate program that:

- Uses volunteers appointed by the court to provide for the needs of abused or neglected children;
- Provides services that encourage permanent placements for abused and neglected children;
- Has provided court-appointed advocacy services for at least two years;
- Provides court-appointed advocacy services to at least ten children each month;
- Has demonstrated local judicial support; and
- Has demonstrated fiscal support from the community.

Awards

For FY 2015, the OAG awarded one contract to Texas CASA, Inc. for \$10,727,870.56. Texas CASA, Inc. subcontracted \$9,269,864.31 to 71 local CASA programs. The balance of the award was utilized by Texas CASA, Inc. to provide oversight, monitoring and to support the local CASA programs.

Summary of Reports & Effectiveness

For FY 2015, local CASA programs provided services to 87,153 children in 207 counties. These services were provided by 29,197 local CASA volunteers. Of the children served, 44,858 were male, 42,285 were female and 10 were gender unknown.

- 27,001 reports were provided to the courts on the progress and well-being of children in state care;
- 2,533 volunteers were trained at local CASA programs to provide advocacy services to children in state care; and
- 10,721 people received in-service training at local programs.

Audit & Oversight Activities

To ensure accountability for these funds, the following audit and oversight activities were conducted:

- Texas CASA, Inc. conducted 24 on-site programmatic monitoring visits and 24 on-site financial monitoring visits in FY 2015. These reviews included assessments of the volunteer program, adherence to state standards, service provision and organizational stability of the local programs;
- OAG staff reviewed financial and programmatic reports submitted on a quarterly basis. These reports encompass the financial expenditures and performance of all local programs funded through this contract;
- OAG staff monitored monthly invoices and financial status reports;
- OAG staff reviewed and approved the original budget and revisions; and
- OAG staff reviewed the annual or single audit.

AGES OF CHILDREN SERVED BY LOCAL CASA PROGRAMS	
Agess 0-5	40,315 (46.26%)
Agess 6-12	29,412 (33.75%)
Agess 13-17	15,043 (17.26%)
Agess 18 & Older	2,225 (2.55%)
Age Unknown	158 (0.18%)
TOTAL	87,153

Children's Advocacy Centers - CAC

Purpose

The purpose of the Children's Advocacy Centers (CAC) grant program is to develop and support local child advocacy centers that offer a coordinated, multidisciplinary response to cases of suspected child physical and sexual abuse.

Guidelines for Selection

The Texas Legislature directs the OAG to contract with a statewide organization that has expertise in the establishment and operation of local children's advocacy center programs. The designated funds are awarded to Children's Advocacy Centers of Texas, Inc. (CACTX), a statewide membership association which subcontracts with local CAC programs to provide victim-related services. The Texas Family Code, Chapter 264, Subchapter E, directs CACTX to contract with eligible centers to enhance services of the local CAC programs. The eligibility requirements for a local 501(c)(3) nonprofit organization to receive funds from CACTX include:

- Signed interagency agreement and protocols with the local agencies that investigate or prosecute child abuse cases or deliver services to child abuse victims;
- A multidisciplinary team that holds regularly scheduled case reviews;
- A method of statistical information gathering;
- An in-house volunteer program; and
- Other rules pertaining to the oversight and monitoring of contracts.

Awards

For FY 2015, the OAG awarded one contract to CACTX, Inc. for \$9,999,003. CACTX then subcontracted \$8,799,123 to 68 local CAC programs. The balance of the award was utilized by CACTX to provide oversight and monitoring and to support the local CAC programs.

Summary of Reports & Effectiveness

For FY 2015, local CAC programs provided full services in 183 counties and limited services in an additional 54 counties, 25 other states and 3 other countries. Local CAC programs provided services to 33,211 children. Of these, 11,091 were male and 22,120 were female.

- 31,482 forensic interviews were conducted;
- 25,934 child abuse cases were reviewed by multidisciplinary teams; and
- 16,637 children received mental health services.

Audit & Oversight Activities

To ensure accountability for these funds, the following audit and oversight activities were utilized:

- OAG staff reviewed financial and programmatic reports submitted on a quarterly basis. These reports encompass the financial expenditures and performance of all local programs funded through this contract;
- OAG staff monitored monthly invoices and financial status reports;
- OAG staff reviewed and approved the original budget and revisions;
- OAG staff reviewed the annual or single audit;
- CACTX conducted 15 quality assurance on-site visits in FY 2015; and
- CACTX reviewed the statistical reports submitted by local programs every quarter and closely reviewed and approved requests for reimbursements from the local programs.

AGES OF CHILDREN SERVED BY LOCAL CAC PROGRAMS	
Ages 0-5	7,910
Ages 6-12	15,736
Ages 13-17	9,374
Ages 18 & Older	191
TOTAL	33,211

Crime Victim Civil Legal Services Grants - CVCLS

Purpose

The Crime Victim Civil Legal Services (CVCLS) grants program was authorized by the Texas Legislature to increase the availability of free or affordable civil legal services for victims of crime, such as protective orders, disability benefits and other legal assistance.

Guidelines for Selection

The Office of the Attorney General (OAG) entered into an interagency contract with the Supreme Court of Texas (Court) to support the CVCLS grants. The Court contracts with the Texas Access to Justice Foundation (TAJF) to award and manage these grant funds. The requirements for selecting recipient programs are set forth in the Order of the Court establishing TAJF as the CVCLS administrator. To be eligible to apply for these funds, a program must:

- Have a 501 (c)(3) nonprofit organization status;
- Provide victim-related civil legal services to victims, immediate family members of victims or claimants;
- Provide services based on meeting certain income eligibility requirements;
- Maintain open records;
- Conduct open meetings; and
- Comply with other policies adopted by the Court and TAJF.

TAJF awards these funds to eligible local programs through a competitive grant application process. TAJF staff carefully evaluates applicants on their history with TAJF, including compliance and on-site evaluations, and submits program selection recommendations to the TAJF board of Directors. The board reviews these recommendations and considers such factors as ability to provide proposed services, underserved populations or areas of the state and the potential for duplication of services. New applicants provide oral presentations to the TAJF board of Directors on their organization and proposed services.

Awards

For FY 2015, the OAG awarded one contract to the Supreme Court of Texas for \$2,500,000. TAJF, which administers this program for the Court, subcontracted \$2,447,500 to 17 local crime victim civil legal services programs in Texas. The balance of the award was utilized by TAJF to provide oversight and to support the local civil legal services programs.

Summary of Reports & Effectiveness

For FY 2015, local and statewide programs served 16,024 victims of crime in 181 counties. These funds have continued to cultivate a collaborative environment for the network of legal aid providers and the victim services agencies. Programs also address the problem of human trafficking and the extremely diverse services necessary to assist these victims.

Audit & Oversight Activities

To ensure accountability for these funds, the following audit and oversight activities were utilized:

- OAG staff reviewed financial and programmatic reports submitted on a quarterly basis by the Court. These reports encompass the financial expenditures and performance of all local programs funded through this contract;
- OAG staff reviewed and approved the original budget and revisions;
- OAG staff reviewed the annual or single audit; and
- TAJF staff conducted one or more of the following: on-site program monitoring; review of quarterly fiscal and programmatic productivity reports; review of annual audit; and review of annual report of services and self-assessment.

Sexual Assault Services Program Grant

Purpose

The purpose of the Sexual Assault Services Program Grant is to provide program development and legal training to local sexual assault programs. The grant also provides statewide training for local programs, professionals and other victim service groups.

Guidelines for Selection

The Texas Legislature directs the OAG to contract with a statewide organization that has expertise in understanding the dynamics of sexual assault, developing informational materials and providing training for sexual assault programs and community professional groups. The designated funds are awarded to the Texas Association Against Sexual Assault (TAASA), the membership organization supporting sexual assault crisis intervention and prevention programs throughout the state.

Awards

For fiscal year (FY) 2015, one grant totaling \$375,000 was awarded to TAASA for Sexual Assault Services Program Grant activities.

Summary of Reports & Effectiveness

For FY 2015, TAASA provided training and legal advocate manuals to 116 local sexual assault programs and community professionals working with sexual assault survivors. Regional and fundamental training were provided for 1,272 participants representing different victim service groups. Other activities and education materials provided by TAASA include the following:

- Distributed 81,747 sexual assault brochures;
- Provided 194 advocate manuals to sexual assault programs;
- Provided training to 116 sexual assault programs;
- Provided professional training to 1,272 individuals; and
- Issued 3 cultural awareness certificates.

Audit & Oversight Activities

To ensure accountability for funds awarded to TAASA, the following audit and oversight activities were utilized:

- OAG staff monitored monthly invoices and financial status reports in addition to quarterly program performance reports;
- OAG staff approved the original budget and all budget amendments;
- OAG staff reviewed the annual or single audit.

35
CRIME VICTIM SERVICES
LANDMARK

Victim Assistance Programs Funded by County & Statewide

COUNTY	AGENCY	GRANT TYPE	AWARD
Anderson			
Anderson	Anderson County	SAVNS	\$14,046.48
Anderson	Anderson County Criminal District Attorney's Office	VCLG	\$36,000.00
Andrews			
Andrews	Andrews County	SAVNS	\$7,133.28
Angelina			
Angelina	Angelina Alliance for Children, Inc.	CAC	\$100,229.00
Angelina	Angelina Alliance for Children, Inc.	OVAG	\$41,445.00
Angelina	Angelina County	SAVNS	\$16,500.36
Angelina	CASA of the Pines, Inc.	CASA	\$154,577.99
Angelina	Women's Shelter of East Texas, Inc.	OVAG	\$42,000.00
Angelina	Women's Shelter of East Texas, Inc.	SAPCS-Federal	\$39,927.00
Angelina	Women's Shelter of East Texas, Inc.	SAPCS-State	\$59,001.00
Atascosa			
Atascosa	81st Judicial District Attorney's Office	VCLG	\$31,127.00
Atascosa	Atascosa County	SAVNS	\$14,046.48
Atascosa	CASA of South Texas	CASA	\$58,127.20
Atascosa	CASA of South Texas	OVAG	\$35,785.00
Austin			
Austin	Austin County	SAVNS	\$6,203.28
Bailey			
Bailey	Bailey County	SAVNS	\$6,203.28
Bandera			
Bandera	Bandera County	SAVNS	\$5,273.28
Bastrop			
Bastrop	Bastrop County	SAVNS	\$16,500.36
Bastrop	Bastrop County Women's Shelter, Inc.	OVAG	\$42,000.00
Bastrop	Bastrop County Women's Shelter, Inc.	SAPCS-Federal	\$59,791.00
Bastrop	Bastrop County Women's Shelter, Inc.	SAPCS-State	\$88,027.00
Bastrop	Court Appointed Special Advocates of Bastrop County	CASA	\$76,645.00
Bastrop	Court Appointed Special Advocates of Bastrop County	OVAG	\$42,000.00
Bastrop	The Children's Advocacy Center Serving Bastrop, Lee, and Fayette Counties	CAC	\$99,111.00
Bastrop	The Children's Advocacy Center Serving Bastrop, Lee, and Fayette Counties	OVAG	\$42,000.00
Bee			
Bee	Bee County	SAVNS	\$16,500.36
Bell			
Bell	Bell County	SAVNS	\$23,765.16
Bell	CASA of Bell and Coryell Counties	CASA	\$25,085.20

COUNTY	AGENCY	GRANT TYPE	AWARD
Bell	Children's Advocacy Center of Central Texas	CAC	\$127,241.00
Bell	Families in Crisis, Incorporated	OVAG	\$42,000.00
Bell	Families in Crisis, Incorporated	SAPCS-State	\$63,953.00
Bell	Lone Star Legal Aid	OVAG	\$41,833.00
Bexar			
Bexar	Alamo Area Rape Crisis Center	OVAG	\$42,000.00
Bexar	Alamo Area Rape Crisis Center	SAPCS-Federal	\$97,412.00
Bexar	Alamo Area Rape Crisis Center	SAPCS-State	\$145,084.00
Bexar	Bexar County	SAVNS	\$88,080.24
Bexar	Catholic Charities, Archdiocese of San Antonio, Inc.	OVAG	\$42,000.00
Bexar	Child Advocates San Antonio	CASA	\$653,711.97
Bexar	Child Advocates San Antonio	OVAG	\$42,000.00
Bexar	ChildSafe	CAC	\$322,975.00
Bexar	ChildSafe	OVAG	\$41,907.00
Bexar	Family Service Association of San Antonio, Inc.	OVAG	\$42,000.00
Bexar	Family Violence Prevention Services, Inc., DBA Battered Women's Shelter of Bexar County	CVCLS	\$52,013.00
Bexar	Family Violence Prevention Services, Inc., DBA Battered Women's Shelter of Bexar County	OVAG	\$42,000.00
Bexar	St. Mary's University School of Law Clinic	CVCLS	\$59,662.00
Bowie			
Bowie	Bowie County	SAVNS	\$16,500.36
Bowie	Bowie County District Attorney's Office	VCLG	\$42,000.00
Bowie	Domestic Violence Prevention, Incorporated	OVAG	\$42,000.00
Bowie	Domestic Violence Prevention, Incorporated	SAPCS-State	\$42,712.00
Bowie	Northeast Texas CASA, Inc.	CAC	\$96,945.00
Bowie	Northeast Texas CASA, Inc.	CASA	\$60,827.20
Bowie	Northeast Texas CASA, Inc.	OVAG	\$41,999.00
Brazoria			
Brazoria	Brazoria County	SAVNS	\$27,715.32
Brazoria	Brazoria County Alliance for Children, Inc.	CAC	\$109,650.00
Brazoria	Brazoria County Alliance for Children, Inc.	OVAG	\$42,000.00
Brazoria	Brazoria County District Attorney's Office	VCLG	\$42,000.00
Brazoria	CASA of Brazoria County	CASA	\$55,971.99
Brazoria	City of Pearland Police Department	OVAG	\$41,849.00
Brazoria	Women's Center of Brazoria County, Inc.	SAPCS-Federal	\$31,044.00
Brazoria	Women's Center of Brazoria County, Inc.	SAPCS-State	\$35,964.00
Brazos			
Brazos	Brazos County	SAVNS	\$27,715.32
Brazos	Brazos County Rape Crisis Center, Inc.	OVAG	\$42,000.00
Brazos	Brazos County Rape Crisis Center, Inc.	SAPCS-Federal	\$35,447.00
Brazos	Brazos County Rape Crisis Center, Inc.	SAPCS-State	\$44,439.00
Brazos	Scotty's House Brazos Valley Child Advocacy Center, Inc.	CAC	\$139,327.00
Brazos	Scotty's House Brazos Valley Child Advocacy Center, Inc.	OVAG	\$42,000.00
Brazos	Voices For Children Inc., CASA of Brazos Valley	CASA	\$93,016.80
Brazos	Voices for Children, Inc.	OVAG	\$41,465.00

COUNTY	AGENCY	GRANT TYPE	AWARD
Brewster			
Brewster	Brewster County	SAVNS	\$100.00
Brewster	Children's Advocacy Center of the Big Bend	CAC	\$75,004.00
Brewster	Family Crisis Center of the Big Bend, Inc.	OVAG	\$42,000.00
Brewster	Family Crisis Center of the Big Bend, Inc.	SAPCS-State	\$56,360.00
Brown			
Brown	Brown County	SAVNS	\$16,500.36
Brown	Court Appointed Special Advocates in the Heart of Texas	CASA	\$60,793.00
Brown	Court Appointed Special Advocates in the Heart of Texas	OVAG	\$42,000.00
Brownwood			
Brownwood	Heart of Texas Children's Advocacy Center	CAC	\$67,242.00
Burleson			
Burleson	Burleson County	SAVNS	\$5,273.28
Burnet			
Burnet	Burnet County	SAVNS	\$16,500.36
Burnet	Burnet County Sheriff's Office	VCLG	\$41,994.00
Burnet	Highland Lakes Family Crisis Center, Inc.	OVAG	\$42,000.00
Burnet	Highland Lakes Family Crisis Center, Inc.	SAPCS-Federal	\$44,011.00
Burnet	Highland Lakes Family Crisis Center, Inc.	SAPCS-State	\$64,095.00
Burnet	Hill Country Children's Advocacy Center	CAC	\$105,743.00
Caldwell			
Caldwell	Caldwell County	SAVNS	\$16,500.36
Caldwell	Caldwell County Sheriff's Office	VCLG	\$42,000.00
Calhoun			
Calhoun	Calhoun County	SAVNS	\$6,203.28
Calhoun	Child Welfare Alliance of Calhoun County, Inc. DBA: The Harbor Children's Alliance and Victim Center	SAPCS-Federal	\$29,741.00
Calhoun	Child Welfare Alliance of Calhoun County, Inc. DBA: The Harbor Children's Alliance and Victim Center	SAPCS-State	\$42,455.00
Calhoun	Child Welfare Alliance of Calhoun County, Inc. DBA: The Harbor Children's Alliance and Victim Center	CAC	\$61,996.00
Cameron			
Cameron	Cameron County	SAVNS	\$23,765.16
Cameron	Cameron County Children Advocacy Centers, Inc.	CAC	\$160,912.00
Cameron	Cameron County Children Advocacy Centers, Inc.	OVAG	\$41,967.00
Cameron	Cameron County District Attorney's Office	OVAG	\$42,000.00
Cameron	CASA of Cameron and Willacy Counties, Inc.	CASA	\$132,333.80
Cameron	CASA of Cameron and Willacy Counties, Inc.	OVAG	\$42,000.00
Cameron	Friendship of Women, Inc.	OVAG	\$42,000.00
Cameron	Friendship of Women, Inc.	SAPCS-Federal	\$29,146.00
Cameron	Friendship of Women, Inc.	SAPCS-State	\$41,548.00
Cameron	The Family Crisis Center, Inc.	OVAG	\$42,000.00
Cameron	The Family Crisis Center, Inc.	SAPCS-Federal	\$48,004.00
Cameron	The Family Crisis Center, Inc.	SAPCS-State	\$70,150.00
Camp			
Camp	Camp County	SAVNS	\$7,133.28

COUNTY	AGENCY	GRANT TYPE	AWARD
Carson			
Carson	Carson County	SAVNS	\$6,203.28
Cass			
Cass	Cass County	SAVNS	\$16,500.36
Cass	Cass County District Attorney's Office	VCLG	\$42,000.00
Chambers			
Chambers	Chambers County	SAVNS	\$6,203.28
Cherokee			
Cherokee	Cherokee County	SAVNS	\$16,500.36
Cherokee	Crisis Center of Anderson & Cherokee Counties	CAC	\$81,389.00
Cherokee	Crisis Center of Anderson & Cherokee Counties	OVAG	\$41,964.00
Cherokee	Crisis Center of Anderson & Cherokee Counties	SAPCS-Federal	\$38,966.00
Cherokee	Crisis Center of Anderson & Cherokee Counties	SAPCS-State	\$56,662.00
Childress			
Childress	CASA of the Rolling Plains, Inc.	CASA	\$39,941.00
Childress	Childress County	SAVNS	\$5,273.28
Clay			
Clay	Clay County	SAVNS	\$5,273.28
Cochran			
Cochran	Cochran County	SAVNS	\$6,203.28
Collin			
Collin	Children's Advocacy Center of Collin County	CAC	\$231,893.00
Collin	Children's Advocacy Center of Collin County, Inc.	OVAG	\$42,000.00
Collin	Collin County	SAVNS	\$27,715.32
Collin	Court Appointed Special Advocates of Collin County, Inc.	CASA	\$152,034.78
Collin	Court Appointed Special Advocates of Collin County, Inc.	OVAG	\$42,000.00
Collin	Hope's Door	OVAG	\$42,000.00
Collin	Rape Crisis Center of Collin County, Inc.	OVAG	\$42,000.00
Collin	Rape Crisis Center of Collin County, Inc.	SAPCS-Federal	\$41,370.00
Collin	Rape Crisis Center of Collin County, Inc.	SAPCS-State	\$60,088.00
Collingsworth			
Collingsworth	100th Judicial District Attorney's Office	VCLG	\$42,000.00
Colorado			
Colorado	Colorado County	SAVNS	\$5,273.28
Comal			
Comal	CASA of Central Texas, Inc.	OVAG	\$42,000.00
Comal	Children's Advocacy Center of Comal Cty	CAC	\$83,256.00
Comal	Comal County	SAVNS	\$16,500.36
Comal	Comal County Family Violence Shelter, Inc.	OVAG	\$42,000.00
Comal	Comal County Family Violence Shelter, Inc.	SAPCS-State	\$59,067.00
Cooke			
Cooke	Abigail's Arms Cooke County Family Crisis Center	SAPCS-Federal	\$32,183.00
Cooke	Abigail's Arms Cooke County Family Crisis Center	SAPCS-State	\$46,153.00
Cooke	Cooke County Attorney's Office	VCLG	\$42,000.00
Cooke	Court Appointed Special Advocates of North Texas, Inc.	CASA	\$57,505.00
Cooke	Court Appointed Special Advocates of North Texas, Inc.	OVAG	\$42,000.00

COUNTY	AGENCY	GRANT TYPE	AWARD
Coryell			
Coryell	Coryell County Attorney's Office	VCLG	\$41,998.00
Crane			
Crane	Crane County	SAVNS	\$6,203.28
Dallam			
Dallam	CASA 69, Inc.	CASA	\$43,005.60
Dallam	Dallam County	SAVNS	\$6,203.28
Dallas			
Dallas	Brighter Tomorrows, Inc.	OVAG	\$42,000.00
Dallas	Brighter Tomorrows, Inc.	SAPCS-State	\$43,468.00
Dallas	Catholic Charities of Dallas Inc.	CVCLS	\$46,026.00
Dallas	Catholic Charities of Dallas, Inc.	OVAG	\$42,000.00
Dallas	City of Irving Police Department	VCLG	\$42,000.00
Dallas	Dallas Area Rape Crisis Center	SAPCS-Federal	\$26,750.00
Dallas	Dallas Area Rape Crisis Center	SAPCS-State	\$30,000.00
Dallas	Dallas CASA	CASA	\$723,113.57
Dallas	Dallas CASA	OVAG	\$42,000.00
Dallas	Dallas Children's Advocacy Center	CAC	\$462,885.00
Dallas	Dallas Children's Advocacy Center	OVAG	\$42,000.00
Dallas	Dallas County	SAVNS	\$113,640.84
Dallas	Dallas County District Attorney's Office	VCLG	\$42,000.00
Dallas	Dallas County Hospital District	OVAG	\$41,044.00
Dallas	Dallas County Hospital District	SAPCS-State	\$34,500.00
Dallas	Mosaic Family Services, Inc.	OVAG	\$42,000.00
Dallas	The Counseling Place	OVAG	\$41,999.00
Dallas	The Family Place	OVAG	\$42,000.00
Dallas	The Family Place	SAPCS-Federal	\$61,197.00
Dallas	The Family Place	SAPCS-State	\$90,427.00
Dallas	Trauma Support Services of North Texas	OVAG	\$41,921.00
Dawson			
Dawson	Dawson County	SAVNS	\$5,273.28
Deaf Smith			
Deaf Smith	Deaf Smith County	SAVNS	\$6,203.28
Deaf Smith	Deaf Smith County Criminal District Attorney's Office	VCLG	\$41,974.00
Deaf Smith	Great Plains CASA for Kids	CASA	\$48,730.40
Denton			
Denton	Children's Advocacy Center for Denton County, Inc.	CAC	\$198,029.00
Denton	Children's Advocacy Center for Denton County, Inc.	OVAG	\$42,000.00
Denton	Court Appointed Special Advocates of Denton County, Inc.	CASA	\$166,992.18
Denton	Court Appointed Special Advocates of Denton County, Inc.	OVAG	\$42,000.00
Denton	Denton County	SAVNS	\$27,715.32
Denton	Denton County Friends of the Family, Inc.	OVAG	\$42,000.00
Denton	Denton County Friends of the Family, Inc.	SAPCS-State	\$73,299.00
Dimmit			
Dimmit	Wintergarden Women's Shelter, Inc.	SAPCS-Federal	\$26,655.00
Dimmit	Wintergarden Women's Shelter, Inc.	SAPCS-State	\$37,772.00

35

COUNTY	AGENCY	GRANT TYPE	AWARD
Eastland			
Eastland	Eastland County	SAVNS	\$6,203.28
Eastland	Eastland County Crisis Center, Inc.	CAC	\$60,828.00
Eastland	Eastland County Crisis Center, Inc.	SAPCS-State	\$50,617.00
Ector			
Ector	CASA of the Permian Basin Area, Inc.	CASA	\$72,477.40
Ector	City of Odessa Police Department	VCLG	\$42,000.00
Ector	Ector County	SAVNS	\$27,715.32
Ector	Ector County District Attorney's Office	VCLG	\$42,000.00
Ector	Harmony Home - Children's Advocacy Center	CAC	\$88,573.00
Ector	Odessa Rape Crisis Center	OVAG	\$42,000.00
Ector	Odessa Rape Crisis Center	SAPCS-Federal	\$39,576.00
Ector	Odessa Rape Crisis Center	SAPCS-State	\$57,368.00
Edwards			
Edwards	Edwards County	SAVNS	\$5,273.28
El Paso			
El Paso	Advocacy Center for the Children of El Paso	CAC	\$150,509.00
El Paso	CASA of El Paso, Inc.	CASA	\$284,430.39
El Paso	CASA of El Paso, Inc.	OVAG	\$42,000.00
El Paso	Center Against Family Violence, Inc.	OVAG	\$42,000.00
El Paso	Center Against Family Violence, Inc.	SAPCS-Federal	\$26,750.00
El Paso	Center Against Family Violence, Inc.	SAPCS-State	\$30,000.00
El Paso	Diocesan Migrant & Refugee Services, Inc.	CVCLS	\$29,066.00
El Paso	Diocesan Migrant and Refugee Services, Inc.	OVAG	\$36,029.00
El Paso	El Paso County	SAVNS	\$27,715.32
El Paso	El Paso County Sheriff's Office	VCLG	\$42,000.00
El Paso	Sexual Trauma and Assault Response Services, Inc.	OVAG	\$42,000.00
El Paso	Sexual Trauma and Assault Response Services, Inc.	SAPCS-Federal	\$83,342.00
El Paso	Sexual Trauma and Assault Response Services, Inc.	SAPCS-State	\$131,550.00
El Paso	West Texas Community Supervision and Corrections Department	OVAG	\$42,000.00
El Paso	West Texas Community Supervision and Corrections Department	SAVNS	\$12,887.76
Ellis			
Ellis	CASA of Ellis County	CASA	\$48,062.60
Ellis	Ellis County CAC/Gingerbread House	CAC	\$86,666.00
Erath			
Erath	CASA for the Cross Timbers Area, Inc. CASA (Court Appointed Special Advocate)	CASA	\$77,182.60
Erath	CASA for the Cross Timbers Area, Inc. CASA (Court Appointed Special Advocate)	OVAG	\$42,000.00
Erath	Cross Timbers Family Services	OVAG	\$42,000.00
Erath	Cross Timbers Family Services	SAPCS-Federal	\$33,348.00
Erath	Cross Timbers Family Services	SAPCS-State	\$53,211.00
Erath	Erath County	SAVNS	\$16,500.36
Falls			
Falls	Falls County	SAVNS	\$6,203.28

COUNTY	AGENCY	GRANT TYPE	AWARD
Fannin			
Fannin	CASA of Fannin County	CASA	\$34,129.40
Fannin	Fannin County	SAVNS	\$16,500.36
Fannin	Fannin County Children's Advocacy Center, Inc.	CAC	\$68,258.00
Fannin	Fannin County Family Crisis Center, Inc.	OVAG	\$41,999.00
Fannin	Fannin County Family Crisis Center, Inc.	SAPCS-Federal	\$31,862.00
Fannin	Fannin County Family Crisis Center, Inc.	SAPCS-State	\$40,996.00
Fayette			
Fayette	Fayette County	SAVNS	\$6,203.28
Fort Bend			
Fort Bend	City of Missouri City Police Department	VCLG	\$31,200.00
Fort Bend	Fort Bend County	SAVNS	\$31,665.48
Fort Bend	Fort Bend County Sheriff's Office	VCLG	\$42,000.00
Fort Bend	Fort Bend County Women's Center, Inc.	SAPCS-Federal	\$42,844.00
Fort Bend	Fort Bend County Women's Center, Inc.	SAPCS-State	\$59,800.00
Fort Bend	Ft. Bend County Child Advocates, Inc.	CAC	\$165,176.00
Fort Bend	Ft. Bend County Child Advocates, Inc.	CASA	\$133,688.59
Fort Bend	Ft. Bend County Child Advocates, Inc.	OVAG	\$42,000.00
Franklin			
Franklin	Franklin County	SAVNS	\$6,203.28
Freestone			
Freestone	Freestone County	SAVNS	\$5,273.28
Gaines			
Gaines	Gaines County	SAVNS	\$7,133.28
Galveston			
Galveston	Advocacy Center for the Children	CAC	\$118,972.00
Galveston	Galveston County	SAVNS	\$23,765.16
Galveston	Resource and Crisis Center of Galveston County, Texas, Inc.	SAPCS-State	\$74,794.00
Galveston	Voices for Children - CASA of Galveston County	CASA	\$74,701.99
Garza			
Garza	Garza County	SAVNS	\$6,203.28
Gillespie			
Gillespie	Gillespie County	SAVNS	\$6,203.28
Goliad			
Goliad	Goliad County	SAVNS	\$6,203.28
Gonzales			
Gonzales	Gonzales Regional Children's Advocacy Center, Inc.	CAC	\$70,810.00
Gonzales	Gonzales Regional Children's Advocacy Center, Inc.	OVAG	\$38,505.00
Gray			
Gray	CASA of the High Plains, Inc.	CASA	\$71,307.39
Gray	CASA of the High Plains, Inc.	OVAG	\$34,455.00
Gray	Gray County	SAVNS	\$5,273.28
Gray	Tralee Crisis Center for Women, Inc.	OVAG	\$28,818.00
Gray	Tralee Crisis Center for Women, Inc.	SAPCS-State	\$29,366.00

COUNTY	AGENCY	GRANT TYPE	AWARD
Grayson			
Grayson	CASA of Grayson County	CASA	\$49,383.60
Grayson	Grayson County	SAVNS	\$27,715.32
Grayson	Grayson County Childrens' Advocacy Center	OVAG	\$35,255.00
Grayson	Grayson County Children's Advocacy Center	CAC	\$91,796.00
Grayson	Grayson County District Attorney's Office	VCLG	\$42,000.00
Grayson	Grayson County Women's Crisis Line, Inc.	SAPCS-Federal	\$40,945.00
Grayson	Grayson County Women's Crisis Line, Inc.	SAPCS-State	\$59,445.00
Gregg			
Gregg	CAC of Gregg and Harrison Counties	CAC	\$113,767.00
Gregg	East Texas CASA	CASA	\$100,032.79
Gregg	East Texas Child Advocates, Inc.	OVAG	\$42,000.00
Gregg	Gregg County	SAVNS	\$27,715.32
Gregg	Women's Center of East Texas, Inc.	OVAG	\$42,000.00
Gregg	Women's Center of East Texas, Inc.	SAPCS-Federal	\$36,239.00
Gregg	Women's Center of East Texas, Inc.	SAPCS-State	\$40,044.00
Grimes			
Grimes	Grimes County	SAVNS	\$5,273.28
Guadalupe			
Guadalupe	25th Judicial District Attorney's Office	VCLG	\$42,000.00
Guadalupe	Guadalupe County	SAVNS	\$16,500.36
Guadalupe	Guadalupe County CAC	CAC	\$89,458.00
Guadalupe	Guadalupe Valley Family Violence Shelter, Inc.	OVAG	\$42,000.00
Hale			
Hale	Crisis Center of the Plains	OVAG	\$42,000.00
Hale	Crisis Center of the Plains	SAPCS-Federal	\$39,308.00
Hale	Crisis Center of the Plains	SAPCS-State	\$57,923.00
Hale	Hale County	SAVNS	\$16,500.36
Hansford			
Hansford	Hansford County	SAVNS	\$5,273.28
Hardin			
Hardin	Hardin County	SAPCS-State	\$50,215.00
Hardin	Hardin County	SAVNS	\$14,046.48
Harris			
Harris	Aid to Victims of Domestic Abuse	CVCLS	\$65,000.00
Harris	AVDA	OVAG	\$42,000.00
Harris	Bay Area Turning Point, Inc.	OVAG	\$38,796.00
Harris	Bay Area Turning Point, Inc.	SAPCS-Federal	\$41,229.00
Harris	Bay Area Turning Point, Inc.	SAPCS-State	\$59,876.00
Harris	Boat People SOS-Houston, Inc.	CVCLS	\$62,030.00
Harris	Boat People SOS-Houston, Inc.	OVAG	\$42,000.00
Harris	Cabrini Center for Immigration Legal Services	CVCLS	\$60,000.00
Harris	Catholic Charities of the Archdiocese of Galveston-Houston	OVAG	\$42,000.00
Harris	Child Advocates, Incorporated	CASA	\$530,827.94
Harris	Child Advocates, Incorporated	OVAG	\$42,000.00
Harris	City of Houston Police Department	VCLG	\$41,998.00

COUNTY	AGENCY	GRANT TYPE	AWARD
Harris	City of La Porte Police Department	VCLG	\$42,000.00
Harris	FamilyTime Crisis and Counseling Center	OVAG	\$42,000.00
Harris	FamilyTime Crisis and Counseling Center	SAPCS-Federal	\$39,158.00
Harris	FamilyTime Crisis and Counseling Center	SAPCS-State	\$56,735.00
Harris	Harris County	SAVNS	\$113,640.84
Harris	Houston Area Women's Center, Inc.	OVAG	\$42,000.00
Harris	Houston Area Women's Center, Inc.	SAPCS-Federal	\$103,234.00
Harris	Houston Area Women's Center, Inc.	SAPCS-State	\$156,416.00
Harris	Katy Christian Ministries	OVAG	\$37,031.00
Harris	Katy Christian Ministries	SAPCS-State	\$36,607.00
Harris	Lone Star Legal Aid	CVCLS	\$462,184.00
Harris	Montrose Counseling Center, Inc.	OVAG	\$42,000.00
Harris	Montrose Counseling Center, Inc.	SAPCS-State	\$52,880.00
Harris	Northwest Assistance Ministries	OVAG	\$39,250.00
Harris	The Bridge Over Troubled Waters, Inc.	OVAG	\$42,000.00
Harris	The Bridge Over Troubled Waters, Inc.	SAPCS-Federal	\$29,146.00
Harris	The Bridge Over Troubled Waters, Inc.	SAPCS-State	\$41,648.00
Harris	The Children's Assessment Center Foundation	CAC	\$689,543.00
Harris	The Children's Assessment Center Foundation	OVAG	\$42,000.00
Harris	The Parris Foundation	OVAG	\$42,000.00
Harris	The Tahirih Justice Center	OVAG	\$38,215.00
Harris	University of Houston	CVCLS	\$30,000.00
Harris	University of Houston Law Foundation	OVAG	\$42,000.00
Harrison			
Harrison	CASA of Harrison County	CASA	\$48,032.60
Harrison	Harrison County	SAVNS	\$16,500.36
Hays			
Hays	CASA of Central Texas	CASA	\$239,675.18
Hays	City of San Marcos Police Department	VCLG	\$42,000.00
Hays	Hays County	SAVNS	\$27,715.32
Hays	Hays County Women's Center, Inc.	CAC	\$104,156.00
Hays	Hays County Women's Center, Inc.	OVAG	\$42,000.00
Hays	Hays County Women's Center, Inc.	SAPCS-Federal	\$59,944.00
Hays	Hays County Women's Center, Inc.	SAPCS-State	\$88,258.00
Hemphill			
Hemphill	Hemphill County	SAVNS	\$5,273.28
Henderson			
Henderson	Court Appointed Special Advocates of Trinity Valley, Inc.	CASA	\$153,435.99
Henderson	Court Appointed Special Advocates of Trinity Valley, Inc.	OVAG	\$42,000.00
Henderson	Henderson County	SAVNS	\$16,500.36
Henderson	The Henderson County Help Center, Inc.	CAC	\$77,578.00
Henderson	The Henderson County Help Center, Inc.	OVAG	\$38,577.00
Hidalgo			
Hidalgo	CASA of Hidalgo County, Inc.	CASA	\$87,437.40
Hidalgo	Children's Advocacy Center of Hidalgo County	CAC	\$212,463.00
Hidalgo	Children's Advocacy Center of Hidalgo County	OVAG	\$42,000.00

COUNTY	AGENCY	GRANT TYPE	AWARD
Hidalgo	City of Hidalgo Police Department	VCLG	\$42,000.00
Hidalgo	City of McAllen Police Department	VCLG	\$40,976.00
Hidalgo	City of Mission Police Department	VCLG	\$42,000.00
Hidalgo	City of Pharr Police Department	VCLG	\$38,156.00
Hidalgo	Hidalgo County	SAVNS	\$27,715.32
Hidalgo	Rio Grande Valley Empowerment Zone Corporation	OVAG	\$42,000.00
Hidalgo	Texas RioGrande Legal Aid, Inc.	CVCLS	\$769,143.00
Hidalgo	Women Together (Foundation), Inc.	OVAG	\$42,000.00
Hidalgo	Women Together (Foundation), Inc.	SAPCS-Federal	\$38,441.00
Hidalgo	Women Together (Foundation), Inc.	SAPCS-State	\$55,649.00
Hill			
Hill	Hill County	SAVNS	\$16,500.36
Hill	Hill County Attorney's Office	VCLG	\$42,000.00
Hockley			
Hockley	Hockley County	SAVNS	\$6,203.28
Hood			
Hood	CASA of Hood Somervel	CASA	\$85,983.80
Hood	Hood County	SAVNS	\$16,500.36
Hood	Hood County Sheriff's Office	VCLG	\$42,000.00
Hood	Mission Granbury, Inc.	OVAG	\$39,594.00
Hood	Mission Granbury, Inc.	SAPCS-State	\$28,717.00
Hood	Paluxy River Children's Advocacy Center, Inc.	CAC	\$93,741.00
Hood	Paluxy River Children's Advocacy Center, Inc.	OVAG	\$42,000.00
Hopkins			
Hopkins	Hopkins County	SAVNS	\$16,500.36
Hopkins	Lake Country CASA	CASA	\$81,455.39
Hopkins	Lake Country CASA	OVAG	\$24,312.00
Houston			
Houston	Houston County	SAVNS	\$5,273.28
Houston	Houston County Attorney's Office	VCLG	\$41,861.00
Houston	Houston/Trinity Counties CAC - Kalin's House	CAC	\$69,131.00
Howard			
Howard	Howard County	SAVNS	\$16,524.24
Howard	Rape Crisis Services of Big Spring	OVAG	\$42,000.00
Howard	Rape Crisis Services of Big Spring	SAPCS-State	\$38,698.00
Hunt			
Hunt	CASA for Hunt County	CASA	\$104,836.20
Hunt	Hunt County	SAVNS	\$16,500.36
Hunt	Hunt County Rape Crisis Center, Inc.	CAC	\$76,188.00
Hunt	Hunt County Rape Crisis Center, Inc.	OVAG	\$42,000.00
Hunt	Hunt County Rape Crisis Center, Inc.	SAPCS-Federal	\$29,146.00
Hunt	Hunt County Rape Crisis Center, Inc.	SAPCS-State	\$41,548.00
Hunt	Women In Need, Inc.	OVAG	\$42,000.00
Hutchinson			
Hutchinson	Hutchinson County	SAVNS	\$6,203.28
Hutchinson	Hutchinson County Crisis Center, Inc.	SAPCS-State	\$34,041.00

COUNTY	AGENCY	GRANT TYPE	AWARD
Jackson			
Jackson	Jackson County	SAVNS	\$5,273.28
Jasper			
Jasper	Jasper County	SAVNS	\$16,500.36
Jefferson			
Jefferson	Court Appointed Special Advocates of Southeast Texas, Inc.	OVAG	\$34,531.00
Jefferson	Court Appointed Special Advocates of Southeast Texas, Inc.	CASA	\$101,135.98
Jefferson	Family Services of Southeast Texas, Inc.	OVAG	\$42,000.00
Jefferson	Garth House/Mickey Mehaffy CAC	CAC	\$159,881.00
Jefferson	Jefferson County	SAVNS	\$27,715.32
Jefferson	Rape and Suicide Crisis of Southeast Texas, Inc.	OVAG	\$42,000.00
Jefferson	Rape and Suicide Crisis of Southeast Texas, Inc.	SAPCS-Federal	\$30,242.00
Jefferson	Rape and Suicide Crisis of Southeast Texas, Inc.	SAPCS-State	\$43,210.00
Jim Wells			
Jim Wells	79th Judicial District Attorney's Office	VCLG	\$42,000.00
Johnson			
Johnson	CASA of Johnson County, Inc.	CASA	\$101,363.20
Johnson	CASA of Johnson County, Inc.	OVAG	\$42,000.00
Johnson	Johnson County	SAVNS	\$27,715.32
Johnson	Johnson County Children's Advocacy Center	CAC	\$100,276.00
Johnson	Johnson County Children's Advocacy Center	OVAG	\$42,000.00
Johnson	Johnson County Family Crisis Center	OVAG	\$42,000.00
Johnson	Johnson County Family Crisis Center	SAPCS-Federal	\$6,329.00
Johnson	Johnson County Family Crisis Center	SAPCS-State	\$41,548.00
Kaufman			
Kaufman	Healing Hearts Ministry, Inc.	OVAG	\$42,000.00
Kaufman	Healing Hearts Ministry, Inc.	SAPCS-State	\$29,350.00
Kaufman	Kaufman County	SAVNS	\$14,046.48
Kaufman	Kaufman County Children's Advocacy Center	CAC	\$85,357.00
Kaufman	Kaufman County Children's Connection, Inc.	OVAG	\$39,750.00
Kerr			
Kerr	Hill Country CASA	CASA	\$107,602.99
Kerr	Hill Country CASA	OVAG	\$42,000.00
Kerr	Hill Country Crisis Council, Inc.	SAPCS-Federal	\$36,582.00
Kerr	Hill Country Crisis Council, Inc.	SAPCS-State	\$45,936.00
Kerr	Kerr County	SAVNS	\$16,500.36
Kerr	Kids' Advocacy Place	CAC	\$103,118.00
Kleberg			
Kleberg	CASA of Kleberg County DBA Brush Country CASA	CASA	\$84,224.80
Kleberg	Kleberg County	SAVNS	\$16,500.36
La Salle			
La Salle	La Salle County	SAVNS	\$6,203.28
Lamar			
Lamar	CASA for Kids, Inc.	CASA	\$78,164.99
Lamar	CASA for Kids, Inc.	OVAG	\$32,842.00
Lamar	Lamar County	SAVNS	\$16,500.36

COUNTY	AGENCY	GRANT TYPE	AWARD
Lamar	Lamar County and District Attorney's Office	VCLG	\$42,000.00
Lamar	Paris Children's Advocacy Center	CAC	\$80,578.00
Lamb			
Lamb	Lamb County	SAVNS	\$6,203.28
Lamb	Lamb County and District Attorney's Office	VCLG	\$28,400.00
Lampasas			
Lampasas	Lampasas County	SAVNS	\$6,203.28
Lee			
Lee	Lee County	SAVNS	\$5,273.28
Leon			
Leon	Leon County	SAVNS	\$6,203.28
Leon	Leon County District Attorney's Office	VCLG	\$32,862.00
Liberty			
Liberty	Bridgehaven Children's Advocacy Center	CAC	\$84,098.00
Liberty	Bridgehaven Children's Advocacy Center	OVAG	\$42,000.00
Liberty	CASA of Liberty/Chambers Counties	CASA	\$91,743.80
Liberty	Liberty County	SAVNS	\$16,500.36
Limestone			
Limestone	Limestone County	SAVNS	\$6,203.28
Limestone	Limestone County District Attorney's Office	VCLG	\$34,262.00
Lipscomb			
Lipscomb	Lipscomb County	SAVNS	\$6,203.28
Llano			
Llano	Court Appointed Special Advocates (CASA) for the Highland Lakes Area	CASA	\$125,409.60
Llano	Court Appointed Special Advocates (CASA) for the Highland Lakes Area	OVAG	\$42,000.00
Lubbock			
Lubbock	CASA of the South Plains, Inc.	CASA	\$216,687.98
Lubbock	CASA of the South Plains, Inc.	OVAG	\$41,999.00
Lubbock	Children's Advocacy Center of the South Plains, Texas, Inc.	CAC	\$139,945.00
Lubbock	Children's Advocacy Center of the South Plains, Texas, Inc.	OVAG	\$42,000.00
Lubbock	Children's Connections, Inc.	OVAG	\$149,193.00
Lubbock	Legal Aid Society of Lubbock, Inc.	CVCLS	\$45,000.00
Lubbock	Lubbock County	SAVNS	\$27,715.32
Lubbock	Lubbock Rape Crisis Center	OVAG	\$42,000.00
Lubbock	Lubbock Rape Crisis Center	SAPCS-Federal	\$26,750.00
Lubbock	Lubbock Rape Crisis Center	SAPCS-State	\$67,005.00
Lubbock	Lubbock Victim Assistance Services, Inc.	OVAG	\$41,936.00
Lubbock	The Legal Aid Society of Lubbock County, Texas	OVAG	\$42,000.00
Lubbock	Women's Protective Services of Lubbock, Inc.	OVAG	\$42,000.00
Lynn			
Lynn	Lynn County	SAVNS	\$6,203.28
Marion			
Marion	Marion County	SAVNS	\$6,203.28

COUNTY	AGENCY	GRANT TYPE	AWARD
Mason			
Mason	Bluebonnet CASA	CASA	\$33,553.00
Matagorda			
Matagorda	City of Bay City Police Department	VCLG	\$42,000.00
Matagorda	Matagorda County CASA, Inc.	CASA	\$41,200.00
Matagorda	Matagorda County Women's Crisis Center, Inc.	CAC	\$78,513.00
Matagorda	Matagorda County Women's Crisis Center, Inc.	OVAG	\$42,000.00
Matagorda	Matagorda County Women's Crisis Center, Inc.	SAPCS-Federal	\$26,750.00
Matagorda	Matagorda County Women's Crisis Center, Inc.	SAPCS-State	\$42,130.00
Maverick			
Maverick	Maverick County	SAVNS	\$16,500.36
McCulloch			
McCulloch	Family Shelter of McCulloch County, Inc.	OVAG	\$42,000.00
McCulloch	McCulloch County	SAVNS	\$6,203.28
McCulloch	Family Shelter of McCulloch County, Inc.	SAPCS-State	\$34,500.00
McLennan			
McLennan	Advocacy Center for Crime Victims and Children	CAC	\$149,560.00
McLennan	Advocacy Center for Crime Victims and Children	OVAG	\$41,999.00
McLennan	Advocacy Center for Crime Victims and Children	SAPCS-Federal	\$77,698.00
McLennan	Advocacy Center for Crime Victims and Children	SAPCS-State	\$115,185.00
McLennan	CASA of McLennan and Hill Counties	CASA	\$115,233.20
McLennan	City of Bellmead Police Department	VCLG	\$41,152.00
McLennan	City of Waco Police Department	OVAG	\$42,000.00
McLennan	Family Abuse Center	OVAG	\$42,000.00
McLennan	McLennan County	SAVNS	\$23,765.16
Medina			
Medina	38th Judicial District Attorney's Office	VCLG	\$41,982.00
Medina	Bluebonnet Children's Center	CAC	\$84,246.00
Medina	Medina County	SAVNS	\$16,500.36
Midland			
Midland	CASA of West Texas	CASA	\$142,570.19
Midland	CASA of West Texas	OVAG	\$42,000.00
Midland	City of Midland Police Department	VCLG	\$42,000.00
Midland	Midland County	SAVNS	\$23,765.16
Midland	Midland County District Attorney's Office	VCLG	\$42,000.00
Midland	Midland County Sheriff's Office	VCLG	\$42,000.00
Midland	Midland Rape Crisis and Children's Advocacy Center	CAC	\$106,766.00
Midland	Midland Rape Crisis Center	OVAG	\$42,000.00
Midland	Midland Rape Crisis Center	SAPCS-Federal	\$54,575.00
Midland	Midland Rape Crisis Center	SAPCS-State	\$80,116.00
Midland	Safe Place of the Permian Basin	OVAG	\$42,000.00
Milam			
Milam	Milam County	SAVNS	\$6,203.28
Mitchell			
Mitchell	Mitchell County	SAVNS	\$5,273.28

COUNTY	AGENCY	GRANT TYPE	AWARD
Montgomery			
Montgomery	Montgomery County Women's Center	OVAG	\$42,000.00
Montgomery	Child Advocates of Montgomery County, Inc.	CASA	\$207,836.99
Montgomery	City of Patton Village Police Department	VCLG	\$35,649.00
Montgomery	Montgomery County	SAVNS	\$27,715.32
Montgomery	Montgomery County Children's Advocacy Center, Inc.	CAC	\$202,716.00
Montgomery	Montgomery County Children's Advocacy Center, Inc.	OVAG	\$42,000.00
Montgomery	Montgomery County Women's Center	CVCLS	\$54,500.00
Montgomery	Montgomery County Women's Center	SAPCS-State	\$124,323.00
Moore			
Moore	Moore County	SAVNS	\$5,273.28
Moore	Safe Place, Inc.	OVAG	\$41,979.00
Moore	Safe Place, Inc.	SAPCS-State	\$49,420.00
Morris			
Morris	Morris County	SAVNS	\$6,203.28
Nacogdoches			
Nacogdoches	Court Appointed Special Advocates (CASA) of Deep East Texas	CASA	\$151,856.60
Nacogdoches	Court Appointed Special Advocates (CASA) of Deep East Texas	OVAG	\$42,000.00
Nacogdoches	Nacogdoches County	SAVNS	\$16,500.36
Nacogdoches	Nacogdoches County Attorney's Office	VCLG	\$41,951.00
Navarro			
Navarro	CASA of Navarro County	CASA	\$48,830.40
Navarro	Navarro County Children's Advocacy Center, Inc.	CAC	\$69,921.00
Navarro	Navarro County Children's Advocacy Center, Inc.	OVAG	\$42,000.00
Navarro	Navarro County District Attorney's Office	VCLG	\$26,773.00
Newton			
Newton	Newton County	SAVNS	\$7,133.28
Nolan			
Nolan	Children Advocacy Centers of West Texas, Inc.	CAC	\$93,334.00
Nolan	Children Advocacy Centers of West Texas, Inc.	OVAG	\$40,205.00
Nolan	Nolan County	SAVNS	\$5,273.28
Nueces			
Nueces	Children's Advocacy Center of the Coastal Bend	CAC	\$190,885.00
Nueces	Court Appointed Special Advocates of Nueces County, Inc.	CASA	\$220,037.98
Nueces	Court Appointed Special Advocates of Nueces County, Inc.	OVAG	\$42,000.00
Nueces	Family Counseling Service of Corpus Christi, Texas, Incorporated	OVAG	\$42,000.00
Nueces	Nueces County	SAVNS	\$23,765.16
Nueces	Nueces County Children's Advocacy Center	OVAG	\$42,000.00
Nueces	Nueces County MHMR Community Center	OVAG	\$42,000.00
Nueces	Women's Shelter of South Texas	OVAG	\$42,000.00
Nueces	Women's Shelter of South Texas	SAPCS-Federal	\$54,489.00
Nueces	Women's Shelter of South Texas	SAPCS-State	\$79,984.00
Ochiltree			
Ochiltree	Ochiltree County Attorney's Office	VCLG	\$31,189.00
Ochiltree	Panhandle Crisis Center, Inc.	OVAG	\$42,000.00
Ochiltree	Panhandle Crisis Center, Inc.	SAPCS-State	\$60,327.00

COUNTY	AGENCY	GRANT TYPE	AWARD
Orange			
Orange	Advocates for Children, Inc.	CASA	\$118,549.20
Orange	Orange County	SAVNS	\$14,046.48
Palo Pinto			
Palo Pinto	Children's Alliance Center for Palo Pinto County	CAC	\$57,605.00
Palo Pinto	Palo Pinto County	SAVNS	\$16,500.36
Panola			
Panola	Panola County	SAVNS	\$4,703.28
Parker			
Parker	Court Appointed Special Advocates - Hope for Children, Inc.	CASA	\$109,475.79
Parker	Court Appointed Special Advocates - Hope for Children, Inc.	OVAG	\$42,000.00
Parker	Freedom House	OVAG	\$42,000.00
Parker	Freedom House	SAPCS-Federal	\$36,187.00
Parker	Freedom House	SAPCS-State	\$52,227.00
Parker	Parker County	SAVNS	\$16,500.36
Parmer			
Parmer	287th Judicial District Attorney's Office	VCLG	\$37,446.00
Pecos			
Pecos	Permian Basin Community Supervision and Corrections Department	OVAG	\$42,000.00
Polk			
Polk	Childrenz Haven	CAC	\$70,828.00
Polk	Polk County	SAVNS	\$16,500.36
Polk	Polk County Criminal District Attorney's Office	VCLG	\$40,206.00
Potter			
Potter	Amarillo Area Court Appointed Special Advocates, Inc.	CASA	\$278,489.60
Potter	Amarillo Area Court Appointed Special Advocates, Inc.	OVAG	\$41,895.00
Potter	Family Support Services of Amarillo	OVAG	\$42,000.00
Potter	Family Support Services of Amarillo	SAPCS-Federal	\$58,145.00
Potter	Family Support Services of Amarillo	SAPCS-State	\$85,529.00
Potter	Potter County	SAVNS	\$27,715.32
Potter	The Bridge	OVAG	\$41,819.00
Potter	The Bridge Children's Advocacy Center	CAC	\$195,127.00
Rains			
Rains	Rains County	SAVNS	\$5,273.28
Randall			
Randall	Arrow Child & Family Ministries of Texas	OVAG	\$42,000.00
Randall	Randall County	SAVNS	\$16,500.36
Reeves			
Reeves	Frontier CASA	CASA	\$51,658.40
Refugio			
Refugio	Refugio County	SAVNS	\$6,203.28
Roberts			
Roberts	Roberts County Attorney's Office	VCLG	\$42,000.00

COUNTY	AGENCY	GRANT TYPE	AWARD
Robertson			
Robertson	Robertson County	SAVNS	\$5,273.28
Rockwall			
Rockwall	Lone Star CASA, Inc.	CASA	\$59,449.20
Rockwall	Rockwall County	SAVNS	\$16,500.36
Rusk			
Rusk	Rusk County	SAVNS	\$18,954.24
Rusk	Rusk County Children's Advocacy Center, Inc.	CAC	\$84,686.00
Rusk	Rusk County Children's Advocacy Center, Inc.	OVAG	\$42,000.00
San Jacinto			
San Jacinto	San Jacinto County	SAVNS	\$7,133.28
San Patricio			
San Patricio	San Patricio County	SAVNS	\$16,500.36
San Saba			
San Saba	San Saba County Attorney's Office	VCLG	\$42,000.00
Scurry			
Scurry	Gateway Family Services, Inc.	OVAG	\$42,000.00
Scurry	Gateway Family Services, Inc.	SAPCS-State	\$45,288.00
Scurry	Scurry County	SAVNS	\$6,203.28
Shelby			
Shelby	Shelby County Children's Advocacy Center, Inc.	CAC	\$72,359.00
Shelby	Shelby County Children's Advocacy Center, Inc.	OVAG	\$28,074.00
Smith			
Smith	CASA for Kids of East Texas	CASA	\$133,121.80
Smith	CASA for Kids of East Texas, Inc.	OVAG	\$42,000.00
Smith	Children's Advocacy Center of Smith County, Inc.	CAC	\$102,394.00
Smith	Children's Advocacy Center of Smith County, Inc.	OVAG	\$42,000.00
Smith	East Texas Crisis Center, Inc.	OVAG	\$41,927.00
Smith	East Texas Crisis Center, Inc.	SAPCS-State	\$63,397.00
Smith	Smith County	SAVNS	\$27,715.32
Somervell			
Somervell	Somervell County	SAVNS	\$6,203.28
Starr			
Starr	Starr County	SAVNS	\$11,616.48
Statewide			
Statewide	Children's Advocacy Centers of Texas, Inc.	CAC	\$1,199,880.00
Statewide	Children's Advocacy Centers of Texas, Inc.	OVAG	\$200,000.00
Statewide	Mothers Against Drunk Driving	OVAG	\$200,000.00
Statewide	National Domestic Violence Hotline	OVAG	\$200,000.00
Statewide	Oficina Legal del Pueblo Unido, Inc.	OVAG	\$200,000.00
Statewide	Texas Advocacy Project, Inc.	OVAG	\$200,000.00
Statewide	Texas Association Against Sexual Assault, Inc.	OVAG	\$200,000.00
Statewide	Texas Association Against Sexual Assault, Inc.	SAPCS-Federal	\$453,666.00
Statewide	Texas Association Against Sexual Assault, Inc.	SAPCS-State	\$99,999.00
Statewide	Texas Association Against Sexual Assault, Inc.	SAPCS-State	\$299,469.00
Statewide	Texas Association Against Sexual Assault, Inc.	TAASA	\$375,000.00

COUNTY	AGENCY	GRANT TYPE	AWARD
Statewide	Texas CASA, Inc.	CASA	\$1,458,006.25
Statewide	Texas Department of Criminal Justice	OVAG	\$188,766.00
Statewide	Texas Department of Criminal Justice	SAVNS	\$311,096.28
Statewide	Texas Department of Public Safety	OVAG	\$199,904.00
Statewide	Texas RioGrande Legal Aid, Inc.	OVAG	\$200,000.00
Statewide	Texas RioGrande Legal Aid, Inc.	SAPCS-State	\$30,000.00
Statewide	The Supreme Court of Texas	CVCLS	\$52,500.00
Swisher			
Swisher	Swisher County	SAVNS	\$5,273.28
Tarrant			
Tarrant	Alliance for Children, Inc.	CAC	\$360,962.00
Tarrant	Alliance for Children, Inc.	OVAG	\$41,996.00
Tarrant	CASA of Tarrant County, Inc.	CASA	\$294,245.75
Tarrant	CASA of Tarrant County, Inc.	OVAG	\$41,613.00
Tarrant	City of Fort Worth Police Department	VCLG	\$42,000.00
Tarrant	Community Enrichment Center, Inc.	OVAG	\$42,000.00
Tarrant	Legal Aid of NorthWest Texas	CVCLS	\$510,185.00
Tarrant	Legal Aid of NorthWest Texas	OVAG	\$200,000.00
Tarrant	SafeHaven of Tarrant County	OVAG	\$42,000.00
Tarrant	Tarrant County	SAVNS	\$75,025.32
Tarrant	Tarrant County Criminal District Attorney's Office	OVAG	\$42,000.00
Tarrant	The Women's Center of Tarrant County, Inc.	OVAG	\$42,000.00
Tarrant	The Women's Center of Tarrant County, Inc.	SAPCS-State	\$155,391.00
Taylor			
Taylor	Abilene/Taylor County Child Advocacy Center	CAC	\$81,713.00
Taylor	Big Country CASA/Regional Crime Victim Crisis Center	CASA	\$58,592.80
Taylor	City of Abilene Police Department (Child Advocacy Center)	OVAG	\$42,000.00
Taylor	Noah Project, Inc.	OVAG	\$42,000.00
Taylor	Noah Project, Inc.	SAPCS-State	\$30,000.00
Taylor	Regional Crime Victim Crisis Center	OVAG	\$41,999.00
Taylor	Regional Crime Victim Crisis Center	SAPCS-Federal	\$45,474.00
Taylor	Regional Crime Victim Crisis Center	SAPCS-State	\$66,314.00
Taylor	Taylor County	SAVNS	\$27,715.32
Terry			
Terry	Terry County	SAVNS	\$6,203.28
Titus			
Titus	CASA of Titus, Camp and Morris Counties	CASA	\$81,014.00
Titus	City of Mount Pleasant Police Department	VCLG	\$42,000.00
Titus	Shelter Agencies for Families in East Texas, Inc.	OVAG	\$42,000.00
Titus	Shelter Agencies for Families in East Texas, Inc.	SAPCS-Federal	\$29,954.00
Titus	Shelter Agencies for Families in East Texas, Inc.	SAPCS-State	\$42,777.00
Titus	Titus County	SAVNS	\$6,203.28
Tom Green			
Tom Green	Concho Valley Rape Crisis Center	SAPCS-Federal	\$26,750.00
Tom Green	Concho Valley Rape Crisis Center	SAPCS-State	\$30,000.00
Tom Green	The Children's Advocacy Center of Tom Green County, Inc.	CAC	\$84,331.00

COUNTY	AGENCY	GRANT TYPE	AWARD
Tom Green	The Children's Advocacy Center of Tom Green County, Inc.	CASA	\$176,426.20
Tom Green	The Children's Advocacy Center of Tom Green County, Inc.	OVAG	\$41,820.00
Tom Green	The Institute of Cognitive Development, Inc.	OVAG	\$42,000.00
Tom Green	Tom Green County	SAVNS	\$27,715.32
Tom Green	Tom Green County Attorney's Office	VCLG	\$21,694.00
Tom Green	Tom Green County District Attorney's Office	VCLG	\$42,000.00
Tom Green	Tom Green County Sheriff's Office	OVAG	\$42,000.00
Travis			
Travis	American Gateways	CVCLS	\$30,435.00
Travis	American Gateways	OVAG	\$42,000.00
Travis	Ascend Center for Learning	OVAG	\$37,285.00
Travis	Austin Child Guidance Center	OVAG	\$42,000.00
Travis	Austin Children's Shelter	OVAG	\$42,000.00
Travis	Center for Child Protection	CAC	\$219,411.00
Travis	Center for Child Protection	OVAG	\$42,000.00
Travis	Court Appointed Special Advocates of Travis County	CASA	\$469,497.96
Travis	Court Appointed Special Advocates of Travis County	OVAG	\$42,000.00
Travis	Disability Rights of Texas	CVCLS	\$45,894.00
Travis	Family Eldercare, Inc.	OVAG	\$42,000.00
Travis	Mothers Against Drunk Driving East Texas Region	OVAG	\$42,000.00
Travis	Mothers Against Drunk Driving North Texas Region	OVAG	\$42,000.00
Travis	Mothers Against Drunk Driving South Texas Region	OVAG	\$42,000.00
Travis	Mothers Against Drunk Driving Southeast Texas Region	OVAG	\$42,000.00
Travis	Mothers Against Drunk Driving State/Central Texas Region	OVAG	\$42,000.00
Travis	Mothers Against Drunk Driving West Texas Region	OVAG	\$42,000.00
Travis	SAHELI	OVAG	\$42,000.00
Travis	SAHELI	SAPCS-State	\$30,000.00
Travis	Texas Legal Services Center	CVCLS	\$98,315.00
Travis	The Christi Center, Inc.	OVAG	\$42,000.00
Travis	Travis County	SAVNS	\$31,665.48
Travis	Travis County Attorney's Office	OVAG	\$42,000.00
Travis	Travis County District Attorney's Office	VCLG	\$42,000.00
Travis	Travis County Domestic Violence and Sexual Assault Survival Center	OVAG	\$42,000.00
Travis	Travis County Domestic Violence and Sexual Assault Survival Center	SAPCS-Federal	\$73,619.00
Travis	Travis County Domestic Violence and Sexual Assault Survival Center	SAPCS-State	\$108,998.00
Travis	Volunteer Legal Services of Central Texas	CVCLS	\$28,047.00
Trinity			
Trinity	Trinity County	SAVNS	\$5,273.28
Tyler			
Tyler	Tyler County	SAVNS	\$6,203.28
Upshur			
Upshur	Upshur County	SAVNS	\$16,500.36
Upton			
Upton	Upton County	SAVNS	\$5,273.28

COUNTY	AGENCY	GRANT TYPE	AWARD
Uvalde			
Uvalde	Bluebonnet Children's Center	OVAG	\$41,528.00
Uvalde	Tri-County CASA	CASA	\$47,890.80
Van Zandt			
Van Zandt	Children's Advocacy Center of Van Zandt County, Inc.	CAC	\$70,005.00
Van Zandt	Children's Advocacy Center of Van Zandt County, Inc.	OVAG	\$37,466.00
Van Zandt	Van Zandt County	SAVNS	\$16,500.36
Victoria			
Victoria	Golden Crescent Court Appointed Special Advocates, Inc.	CASA	\$146,089.60
Victoria	Golden Crescent Court Appointed Special Advocates, Inc.	OVAG	\$21,096.00
Victoria	Hope of South Texas, Inc.	CAC	\$68,431.00
Victoria	Hope of South Texas, Inc.	OVAG	\$42,000.00
Victoria	Mid-Coast Family Services, Inc.	OVAG	\$41,966.00
Victoria	Mid-Coast Family Services, Inc.	SAPCS-State	\$30,000.00
Victoria	Victoria County	SAVNS	\$16,500.36
Victoria	Victoria County Criminal District Attorney's Office	VCLG	\$42,000.00
Victoria	Victoria County Sheriff's Office	VCLG	\$42,000.00
Walker			
Walker	CASA of Walker County	CASA	\$66,775.40
Walker	SAAFE House	OVAG	\$42,000.00
Walker	SAAFE House	SAPCS-State	\$30,000.00
Walker	Walker County	SAVNS	\$16,500.36
Waller			
Waller	Family Ties, Family Resource Services	SAPCS-Federal	\$26,750.00
Waller	Family Ties, Family Resource Services	SAPCS-State	\$25,785.00
Waller	Focusing Families	SAPCS-Federal	\$25,248.00
Waller	Focusing Families	SAPCS-State	\$37,772.00
Waller	Prairie View A&M University	OVAG	\$42,000.00
Waller	Waller County	SAVNS	\$16,500.36
Washington			
Washington	CASA for Kids of South Central Texas	CASA	\$85,932.60
Washington	CASA for Kids of South Central Texas	OVAG	\$41,966.00
Washington	Washington County	SAVNS	\$16,500.36
Webb			
Webb	Casa de Misericordia	OVAG	\$41,176.00
Webb	Children's Advocacy Center of Laredo-Webb County	OVAG	\$39,350.00
Webb	Children's Advocacy Center of Laredo-Webb Cty	CAC	\$119,385.00
Webb	Serving Children and Adults in Need, Inc.	OVAG	\$40,000.00
Webb	Serving Children and Adults in Need, Inc.	SAPCS-Federal	\$26,750.00
Webb	Serving Children and Adults in Need, Inc.	SAPCS-State	\$81,757.00
Webb	Voz de Ninos	CASA	\$43,071.20
Webb	Webb County	SAVNS	\$27,715.32
Webb	Webb County District Attorney's Office	OVAG	\$42,000.00
Webb	Webb County Sheriff's Office	VCLG	\$42,000.00

COUNTY	AGENCY	GRANT TYPE	AWARD
Wharton			
Wharton	Wharton County	SAVNS	\$16,500.36
Wichita			
Wichita	Child Advocates CASA of Red River	CASA	\$88,524.80
Wichita	Child Advocates CASA of Red River	OVAG	\$42,000.00
Wichita	First Step of Wichita Falls, Inc.	SAPCS-State	\$63,460.00
Wichita	Patsy's House Children's Advocacy Center, Inc.	CAC	\$114,617.00
Wichita	Wichita County	SAVNS	\$31,665.48
Williamson			
Williamson	CASA of Williamson County, Texas	CASA	\$106,607.18
Williamson	Williamson County	SAVNS	\$27,715.32
Williamson	Williamson County Children's Advocacy Center	CAC	\$144,409.00
Williamson	Williamson County Crisis Center	OVAG	\$33,193.00
Williamson	Williamson County Crisis Center	SAPCS-Federal	\$54,470.00
Williamson	Williamson County Crisis Center	SAPCS-State	\$79,955.00
Wilson			
Wilson	Childrens Alliance of South Texas	CAC	\$89,859.00
Wilson	Wilson County	SAVNS	\$16,500.36
Wise			
Wise	CASA of Wise and Jack Counties	CASA	\$68,601.00
Wise	Wise County	SAVNS	\$11,616.48
Wise	Wise County Domestic Violence Task Force	OVAG	\$41,998.00
Wise	Wise County Domestic Violence Task Force	SAPCS-State	\$27,000.00
Wood			
Wood	Northeast Texas Child Advocacy Center, Inc.	CAC	\$115,912.00
Wood	Northeast Texas Child Advocacy Center, Inc.	OVAG	\$42,000.00
Wood	Wood County	SAVNS	\$16,500.36
Young			
Young	North Star CASA	CASA	\$38,905.40
Young	Virginia's House, A Family Resource Center	CAC	\$66,455.00
Zapata			
Zapata	Zapata County	SAVNS	\$5,273.28
	TOTAL		\$46,163,238.16

35
CRIME VICTIM SERVICES
LANDMARK

